

| | |
|---------------|------------------------------|
| Client: | BLOOR HOMES |
| Site: | BLOOR 2022 |
| House Type: | NSS 372 BUXTON - EXC UTILITY |
| House Type 2: | STANDARD |

| | |
|--------------|--------------|
| Drawing No: | 724965_A |
| Revision No: | A |
| Scale: | Scale-to-fit |

Symphony

THIS DRAWING AND THE COPYRIGHT THEREIN IS THE PROPERTY OF THE SYMPHONY GROUP PLC. THIS DRAWING IS ISSUED ON THE CONDITION THAT IT MUST NOT BE USED, COPIED OR EXHIBITED WITHOUT THE WRITTEN PERMISSION OF THE SYMPHONY GROUP PLC. ANY COMPONENTS OR ARTICLES MADE IN ACCORDANCE WITH THIS DRAWING MUST NOT BE USED FOR ANY OTHER PURPOSE THAN FOR WHICH THE DRAWING IS ISSUED.

THIS PLAN IS OFFERED AS A GUIDE ONLY FOR APPROVAL BY OUR CUSTOMER. NO RESPONSIBILITY IS UNDERTAKEN FOR ITS ACCURACY IN RELATION TO ORDERS PLACED FOR THE FITTING OF OUR GOODS WITHIN THE DIMENSIONS SHOWN.

**SCHEDULE &
CUBIC CAPACITY**



| | | | |
|--------------|------------------------------------------|----------------|---------------------------|
| Client Name: | BLOOR HOMES | Site Name: | BLOOR 2022 NSS ISSUE 4 |
| House Type: | NSS 372 BUXTON - EXC UTILITY STANDARD | | |
| Drawing No: | 724965_A | Revision No: | A |
| Date Drawn: | Wed, Oct 12, 2022 | Revision Date: | 12.10.22 |
| Designed By: | CARA NORTCLIFF | Quote No: | |

Items on Plan:

| Plan No. | Qty | Code | Hdg | Description | Dims | CC (M3) |
|----------|-----|------------|-----|----------------------------------------------------------|--------------|---------|
| 1 | 1 | BBU6592C | | Carcase Matched Base Blender | 650/920 | |
| 2 | 1 | BU66F | L | Base Unit FH | 600/600/870 | 0.20 |
| 3 | 1 | BU66F3IDC | L | Base Unit FH w/1x Shallow Int. Drw & 2x Deep Int. Drw | 600/600/870 | 0.20 |
| 4 | 1 | CB126FBO | R | Corner Base FH, No C/Post (600 Door) | 1200/600/870 | 0.41 |
| 5 | 1 | BU46F | L | Base Unit FH | 400/600/870 | 0.13 |
| 6 | 1 | SU66SLF | L | Sink Unit FH w/Sink Liner | 600/600/870 | 0.20 |
| 7 | 1 | OH665A | L | Sgl Oven Hsg. (5A) | 600/600/2100 | 0.28 |
| 8 | 1 | BLU7523C | | Carcase Matched Tall Blender | 750/2400 | |
| 9 | 1 | WU572 | L | Wall Unit | 500/300/724 | 0.08 |
| 10 | 1 | WU572 | R | Wall Unit | 500/300/724 | 0.08 |
| 11 | 1 | CWU672 | R | Corner Wall, No C/Post (300 Door) | 600/300/724 | 0.10 |
| 12 | 1 | WU672 | L | Wall Unit | 600/300/724 | 0.10 |
| 13 | 1 | WU672 | L | Wall Unit | 600/300/724 | 0.10 |
| 14 | 1 | WU672 | R | Wall Unit | 600/300/724 | 0.10 |
| | 1 | FRONTPNL72 | | Frontal Matched Filler Panel (For C/Post) | 720 | |
| | 1 | HOBSHIELD6 | | Hobshield | 600 | |
| | 1 | FRONTPNL72 | | Frontal Matched Filler Panel (For C/Post) | 720 | |

Total cubic metres of storage 1.98

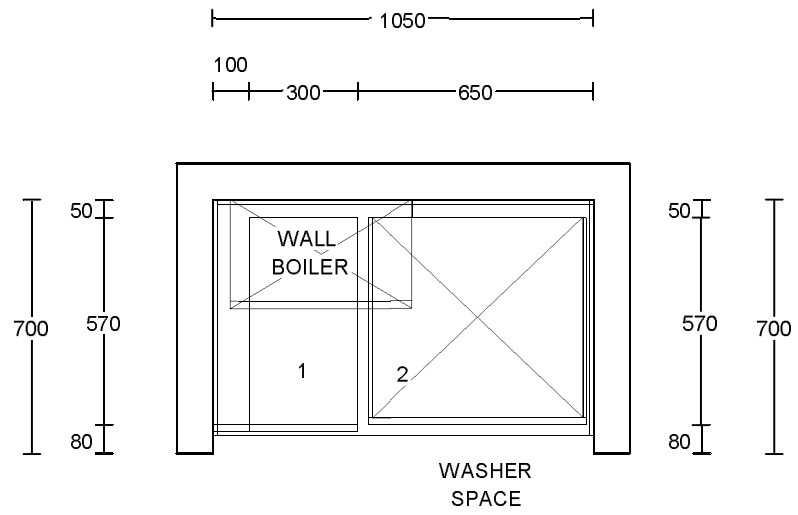
Worktop Details:

| Plan No. | Qty | Code | Description | Dims |
|----------|-----|----------|-----------------------------------------------------------|----------|
| 15 | 1 | PWT | 40mm PVC Edged / 40mm Premium / 30mm Hi Def Worktop | 2300/600 |
| 16 | 1 | PWT | 40mm PVC Edged / 40mm Premium / 30mm Hi Def Worktop | 2000/600 |
| | 1 | PFUP3095 | Laminate Upstand | 3050/95 |
| | 1 | PFUP3095 | Laminate Upstand | 3050/95 |

Accessories and Trims:

Default Style

| Qty | Code | Description | Dims |
|------------|--------------|--------------------------------------------------------|-------------|
| 1 | BRKPLINTH | Plinth Corner Bracket (Pack of 2) | |
| 2 | CONPLINTHC | Carcase Matched Continuous Plinth w/Plinth Seal | 2600 |
| 1 | CTRAYVFH6 | Standard Internal Cutlery Tray (For BU66F3ID/BU66F4ID) | 600 |
| 2 | RUNITPROTECT | Kitchen Protective Material | |
| 1 | STSBACK600 | Stainless Steel Splashback 600 X | 750 |
| 1 | TOPSEALBOLT | Topseal Easibolt Pack | |
| 1 | VENTGRILL200 | Ventilation Grill - Flowrate | 200cm2 |



650mm DEEP WORKTOPS

PLEASE CHECK &
CONFIRM DIMENSIONS
& LAYOUT ON SITE
BEFORE ORDERING
CABINETS

| | | | | |
|---------------|--------------------------|--------------|--------------|------------------------------|
| Client: | BLOOR HOMES | Drawing No: | 724965U_ | Symphony [®] |
| Site: | BLOOR 2022 | Revision No: | | |
| House Type: | NSS 372 BUXTON - UTILITY | Scale: | Scale-to-fit | |
| House Type 2: | STANDARD | | | |

THIS DRAWING AND THE COPYRIGHT THEREIN IS THE PROPERTY OF THE SYMPHONY GROUP PLC. THIS DRAWING IS ISSUED ON THE CONDITION THAT IT MUST NOT BE USED, COPIED OR EXHIBITED WITHOUT THE WRITTEN PERMISSION OF THE SYMPHONY GROUP PLC. ANY COMPONENTS OR ARTICLES MADE IN ACCORDANCE WITH THIS DRAWING MUST NOT BE USED FOR ANY OTHER PURPOSE THAN FOR WHICH THE DRAWING IS ISSUED.

THIS PLAN IS OFFERED AS A GUIDE ONLY FOR APPROVAL BY OUR CUSTOMER. NO RESPONSIBILITY IS UNDERTAKEN FOR ITS ACCURACY IN RELATION TO ORDERS PLACED FOR THE FITTING OF OUR GOODS WITHIN THE DIMENSIONS SHOWN.

**SCHEDULE &
CUBIC CAPACITY**

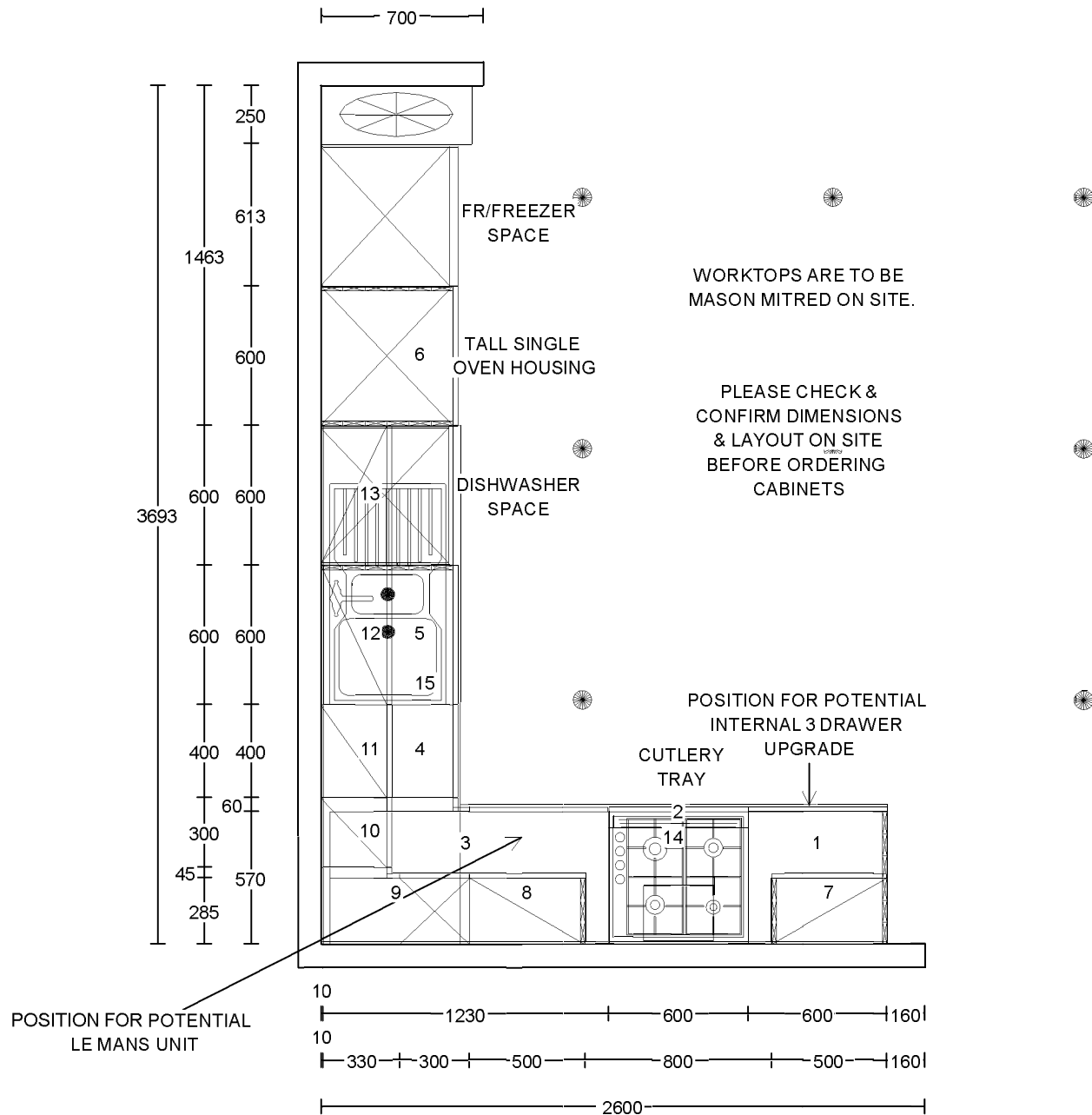


| | | | |
|--------------|--------------------------------------|----------------|---------------------------|
| Client Name: | BLOOR HOMES | Site Name: | BLOOR 2022 NSS ISSUE 4 |
| House Type: | NSS 372 BUXTON - UTILITY STANDARD | | |
| Drawing No: | 724965U_ | Revision No: | |
| Date Drawn: | Wed, Oct 12, 2022 | Revision Date: | |
| Designed By: | CARA NORTCLIFF | Quote No: | |

| Items on Plan: | | Default Style | | | | |
|--------------------------------------|-----|---------------|-----|----------------------------------------------|-------------|-------------|
| Plan No. | Qty | Code | Hdg | Description | Dims | CC (M3) |
| 1 | 1 | BU36F | L | Base Unit FH | 300/600/870 | 0.09 |
| | 1 | BWU390C | | Carcase Matched Wall Blender (For Filler) | 307/970 | |
| Total cubic metres of storage | | | | | | 0.09 |

| Worktop Details: | | Default Style | | | | |
|------------------|-----|---------------|-----------------------------------------------------------|----------|--|--|
| Plan No. | Qty | Code | Description | Dims | | |
| 2 | 1 | PWT | 40mm PVC Edged / 40mm Premium / 30mm Hi Def Worktop | 1200/650 | | |
| | 1 | PFUP3095 | Laminate Upstand | 3050/95 | | |

| Accessories and Trims: | | Default Style | | | | |
|------------------------|--------------|-------------------------------------------------------|------|--|--|--|
| Qty | Code | Description | Dims | | | |
| 1 | BRKPLINTH | Plinth Corner Bracket (Pack of 2) | | | | |
| 1 | CONPLINTHC | Carcase Matched Continuous Plinth w/Plinth Seal | 2600 | | | |
| 1 | RUNITPROTECT | Kitchen Protective Material | | | | |



| | | | |
|---------------|------------------------------|--------------|--------------|
| Client: | BLOOR HOMES | Drawing No: | 724967__ |
| Site: | BLOOR 2022 | Revision No: | |
| House Type: | NSS 372 BUXTON - EXC UTILITY | Scale: | Scale-to-fit |
| House Type 2: | UPGRADE | | |



THIS DRAWING AND THE COPYRIGHT THEREIN IS THE PROPERTY OF THE SYMPHONY GROUP PLC. THIS DRAWING IS ISSUED ON THE CONDITION THAT IT MUST NOT BE USED, COPIED OR EXHIBITED WITHOUT THE WRITTEN PERMISSION OF THE SYMPHONY GROUP PLC. ANY COMPONENTS OR ARTICLES MADE IN ACCORDANCE WITH THIS DRAWING MUST NOT BE USED FOR ANY OTHER PURPOSE THAN FOR WHICH THE DRAWING IS ISSUED.

THIS PLAN IS OFFERED AS A GUIDE ONLY FOR APPROVAL BY OUR CUSTOMER. NO RESPONSIBILITY IS UNDERTAKEN FOR ITS ACCURACY IN RELATION TO ORDERS PLACED FOR THE FITTING OF OUR GOODS WITHIN THE DIMENSIONS SHOWN.

**SCHEDULE &
CUBIC CAPACITY**



| | | | |
|--------------|-----------------------------------------|----------------|---------------------------|
| Client Name: | BLOOR HOMES | Site Name: | BLOOR 2022 NSS ISSUE 4 |
| House Type: | NSS 372 BUXTON - EXC UTILITY UPGRADE | | |
| Drawing No: | 724967__ | Revision No: | |
| Date Drawn: | Tue, Jul 26, 2022 | Revision Date: | |
| Designed By: | CARA NORTCLIFF | Quote No: | |

Items on Plan:

Default Style

| Plan No. | Qty | Code | Hdg | Description | Dims | CC (M3) |
|----------|-----|------------|-----|----------------------------------------------------------|--------------|---------|
| 1 | 1 | BU66FGL | L | Base Unit FH (LH End) | 600/600/870 | 0.20 |
| 2 | 1 | BU66F3IDC | L | Base Unit FH w/1x Shallow Int. Drw & 2x Deep Int. Drw | 600/600/870 | 0.20 |
| 3 | 1 | CB126FBO | R | Corner Base FH, No C/Post (600 Door) | 1200/600/870 | 0.41 |
| 4 | 1 | BU46F | L | Base Unit FH | 400/600/870 | 0.13 |
| 5 | 1 | SU66SLFGR | L | Sink Unit FH w/Sink Liner (RH End) | 600/600/870 | 0.20 |
| 6 | 1 | OH665AG2 | L | Sgl Oven Hsg. (5A) (2 Ends) | 600/600/2100 | 0.28 |
| 7 | 1 | WU572G2 | L | Wall Unit (2 Ends) | 500/300/724 | 0.08 |
| 8 | 1 | WU572GL | R | Wall Unit (LH End) | 500/300/724 | 0.08 |
| 9 | 1 | CWU672 | R | Corner Wall, No C/Post (300 Door) | 600/300/724 | 0.10 |
| 10 | 1 | WU372 | L | Wall Unit | 300/300/724 | 0.05 |
| 11 | 1 | WU472 | L | Wall Unit | 400/300/724 | 0.07 |
| 12 | 1 | WU672 | L | Wall Unit | 600/300/724 | 0.10 |
| 13 | 1 | WU672 | R | Wall Unit | 600/300/724 | 0.10 |
| | 1 | FRONTPNL72 | | Frontal Matched Filler Panel (For C/Post) | 720 | |
| | 1 | HOBSHIELD6 | | Hobshield | 600 | |
| | 1 | FRONTPNL72 | | Frontal Matched Filler Panel (For C/Post) | 720 | |

**Total cubic metres of
storage**

2.00

Worktop Details:

Default Style

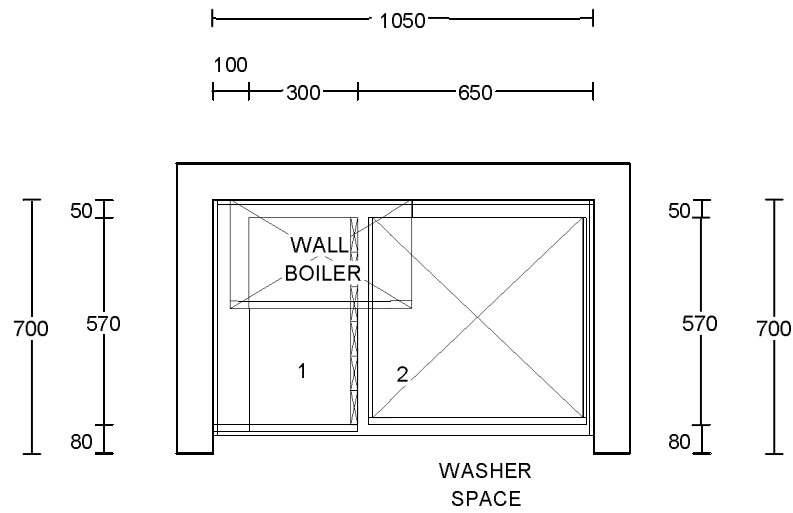
| Plan No. | Qty | Code | Description | Dims |
|----------|-----|----------|-----------------------------------------------------------|----------|
| 14 | 1 | PWT | 40mm PVC Edged / 40mm Premium / 30mm Hi Def Worktop | 2000/600 |
| 15 | 1 | PWT | 40mm PVC Edged / 40mm Premium / 30mm Hi Def Worktop | 2300/600 |
| | 1 | PFUP3095 | Laminate Upstand | 3050/95 |
| | 1 | PFUP3095 | Laminate Upstand | 3050/95 |

Accessories and Trims:

Default Style

| Qty | Code | Description | Dims |
|-----|------|-------------|------|
|-----|------|-------------|------|

| | | | |
|---|--------------|---------------------------------------------------------------|--------|
| 3 | CONPLINTHR | Replacement End Matched Continuous Plinth w/Plinth Seal | 2600 |
| 1 | CTRAYVFH6 | Standard Internal Cutlery Tray (For BU66F3ID/BU66F4ID) | 600 |
| 2 | RUNITPROTECT | Kitchen Protective Material | |
| 1 | STSBACK600 | Stainless Steel Splashback 600 X | 750 |
| 1 | TOPSEALBOLT | Topseal Easibolt Pack | |
| 1 | VENTGRILL200 | Ventilation Grill - Flowrate | 200cm2 |



650mm DEEP WORKTOPS

PLEASE CHECK &
CONFIRM DIMENSIONS
& LAYOUT ON SITE
BEFORE ORDERING
CABINETS

| | | | | |
|---------------|--------------------------|--------------|--------------|------------------------------|
| Client: | BLOOR HOMES | Drawing No: | 724967U_ | Symphony [®] |
| Site: | BLOOR 2022 | Revision No: | | |
| House Type: | NSS 372 BUXTON - UTILITY | Scale: | Scale-to-fit | |
| House Type 2: | UPGRADE | | | |

THIS DRAWING AND THE COPYRIGHT THEREIN IS THE PROPERTY OF THE SYMPHONY GROUP PLC. THIS DRAWING IS ISSUED ON THE CONDITION THAT IT MUST NOT BE USED, COPIED OR EXHIBITED WITHOUT THE WRITTEN PERMISSION OF THE SYMPHONY GROUP PLC. ANY COMPONENTS OR ARTICLES MADE IN ACCORDANCE WITH THIS DRAWING MUST NOT BE USED FOR ANY OTHER PURPOSE THAN FOR WHICH THE DRAWING IS ISSUED.

THIS PLAN IS OFFERED AS A GUIDE ONLY FOR APPROVAL BY OUR CUSTOMER. NO RESPONSIBILITY IS UNDERTAKEN FOR ITS ACCURACY IN RELATION TO ORDERS PLACED FOR THE FITTING OF OUR GOODS WITHIN THE DIMENSIONS SHOWN.

**SCHEDULE &
CUBIC CAPACITY**



Client Name: BLOOR HOMES Site Name: BLOOR 2022
NSS ISSUE 4

House Type: NSS 372 BUXTON - UTILITY
UPGRADE

Drawing No: 724967U_ Revision No:
Date Drawn: Tue, Jul 26, 2022 Revision Date:
Designed By: CARA NORTCLIFF Quote No:

Items on Plan: Default Style

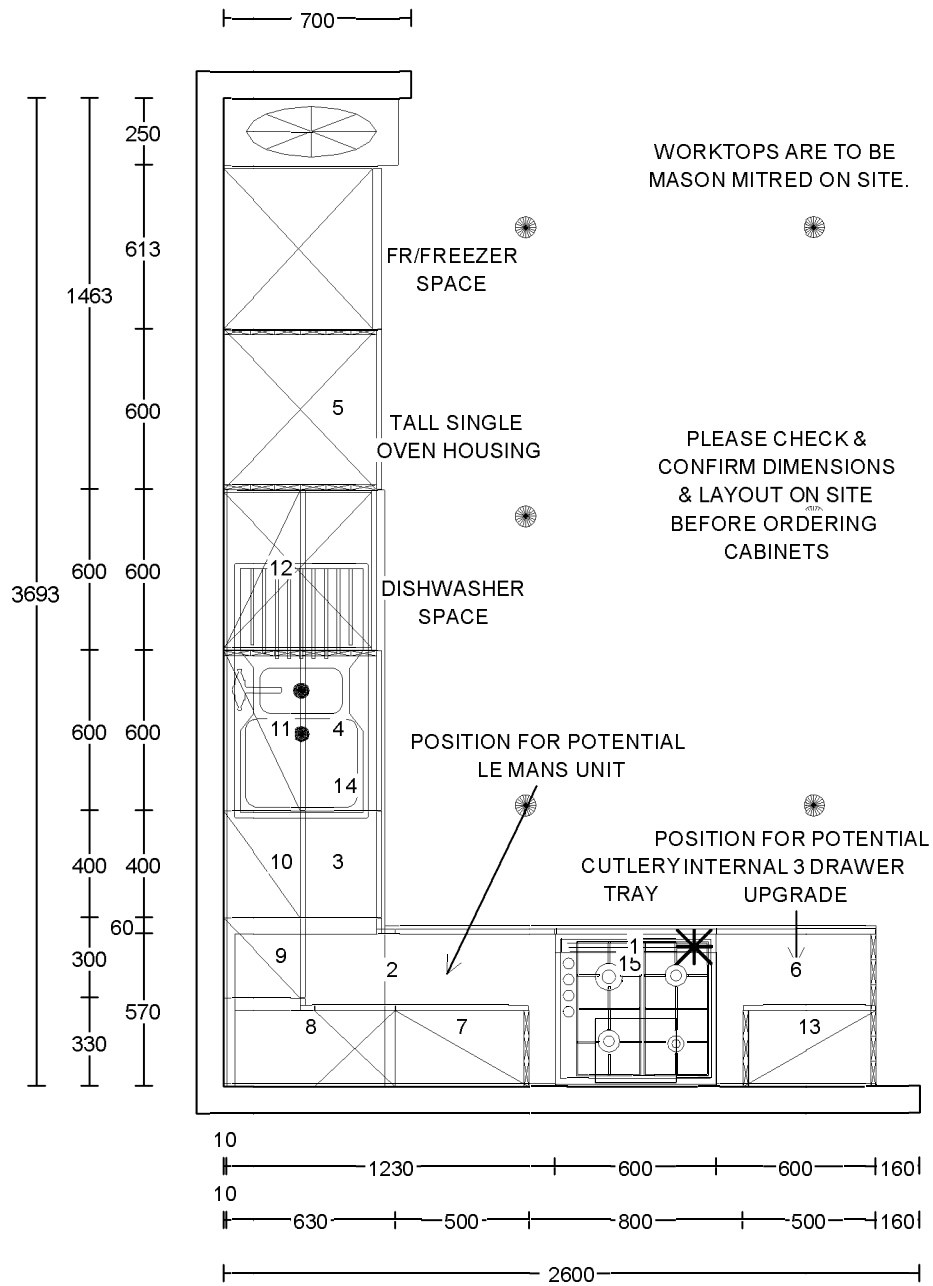
| Plan No. | Qty | Code | Hdg | Description | Dims | CC (M3) |
|------------------------------------------|-----|---------|-----|------------------------------------------------------|-------------|-------------|
| 1 | 1 | BU36FGR | L | Base Unit FH (RH End) | 300/600/870 | 0.09 |
| | 1 | BWU390R | | Replacement End Matched Wall Blender (For Filler) | 307/970 | |
| Total cubic metres of storage | | | | | | 0.09 |

Worktop Details: Default Style

| Plan No. | Qty | Code | Description | Dims |
|----------|-----|----------|-----------------------------------------------------------|----------|
| 2 | 1 | PWT | 40mm PVC Edged / 40mm Premium / 30mm Hi Def Worktop | 1200/650 |
| | 1 | PFUP3095 | Laminate Upstand | 3050/95 |

Accessories and Trims: Default Style

| Qty | Code | Description | Dims |
|-----|--------------|---------------------------------------------------------------|------|
| 1 | CONPLINTHR | Replacement End Matched Continuous Plinth w/Plinth Seal | 2600 |
| 1 | RUNITPROTECT | Kitchen Protective Material | |



| | |
|---------------|------------------------------|
| Client: | BLOOR HOMES |
| Site: | BLOOR 2022 |
| House Type: | NSS 372 BUXTON - EXC UTILITY |
| House Type 2: | EXCLUSIVE |

| | |
|--------------|--------------|
| Drawing No: | 724969 |
| Revision No: | |
| Scale: | Scale-to-fit |



THIS DRAWING AND THE COPYRIGHT THEREIN IS THE PROPERTY OF THE SYMPHONY GROUP PLC. THIS DRAWING IS ISSUED ON THE CONDITION THAT IT MUST NOT BE USED, COPIED OR EXHIBITED WITHOUT THE WRITTEN PERMISSION OF THE SYMPHONY GROUP PLC. ANY COMPONENTS OR ARTICLES MADE IN ACCORDANCE WITH THIS DRAWING MUST NOT BE USED FOR ANY OTHER PURPOSE THAN FOR WHICH THE DRAWING IS ISSUED.

THIS PLAN IS OFFERED AS A GUIDE ONLY FOR APPROVAL BY OUR CUSTOMER. NO RESPONSIBILITY IS UNDERTAKEN FOR ITS ACCURACY IN RELATION TO ORDERS PLACED FOR THE FITTING OF OUR GOODS WITHIN THE DIMENSIONS SHOWN.

**SCHEDULE &
CUBIC CAPACITY**



| | | | |
|--------------|-------------------------------------------|----------------|---------------------------|
| Client Name: | BLOOR HOMES | Site Name: | BLOOR 2022 NSS ISSUE 4 |
| House Type: | NSS 372 BUXTON - EXC UTILITY EXCLUSIVE | | |
| Drawing No: | 724969__ | Revision No: | |
| Date Drawn: | Tue, Jul 26, 2022 | Revision Date: | |
| Designed By: | CARA NORTCLIFF | Quote No: | |

Items on Plan:

Default Style

| Plan No. | Qty | Code | Hdg | Description | Dims | CC (M3) |
|----------|-----|------------|-----|----------------------------------------------------------|--------------|---------|
| 1 | 1 | BU66F3IDC | L | Base Unit FH w/1x Shallow Int. Drw & 2x Deep Int. Drw | 600/600/870 | 0.20 |
| 1.2 | 1 | HOBSHIELD6 | | Hobshield | 600 | |
| 2 | 1 | CB126FBO | R | Corner Base FH, No C/Post (600 Door) | 1200/600/870 | 0.41 |
| 3 | 1 | BU46F | L | Base Unit FH | 400/600/870 | 0.13 |
| 4 | 1 | SU66SLFGR | L | Sink Unit FH w/Sink Liner (RH End) | 600/600/870 | 0.20 |
| 5 | 1 | OH665AG2 | L | Sgl Oven Hsg. (5A) (2 Ends) | 600/600/2100 | 0.28 |
| 6 | 1 | BU66FGL | L | Base Unit FH (LH End) | 600/600/870 | 0.20 |
| 7 | 1 | WU572GL | R | Wall Unit (LH End) | 500/300/724 | 0.08 |
| 8 | 1 | CWU672 | R | Corner Wall, No C/Post (300 Door) | 600/300/724 | 0.10 |
| 9 | 1 | WU372 | L | Wall Unit | 300/300/724 | 0.05 |
| 10 | 1 | WU472 | L | Wall Unit | 400/300/724 | 0.07 |
| 11 | 1 | WU672 | L | Wall Unit | 600/300/724 | 0.10 |
| 12 | 1 | WU672 | R | Wall Unit | 600/300/724 | 0.10 |
| 13 | 1 | WU572G2 | L | Wall Unit (2 Ends) | 500/300/724 | 0.08 |
| | 1 | FRONTPNL72 | | Frontal Matched Filler Panel (For C/Post) | 720 | |
| | 1 | FRONTPNL72 | | Frontal Matched Filler Panel (For C/Post) | 720 | |

**Total cubic metres of
storage**

2.00

Worktop Details:

Default Style

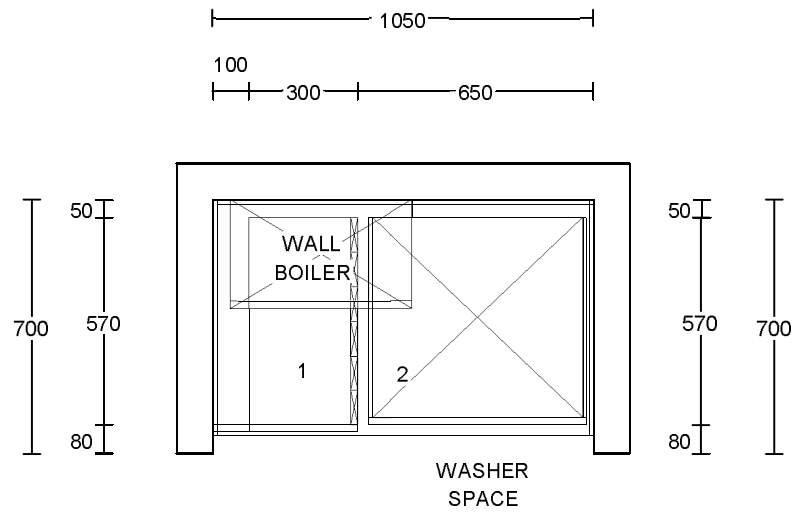
| Plan No. | Qty | Code | Description | Dims |
|----------|-----|----------|-----------------------------------------------------------|----------|
| 14 | 1 | PWT | 40mm PVC Edged / 40mm Premium / 30mm Hi Def Worktop | 2300/600 |
| 15 | 1 | PWT | 40mm PVC Edged / 40mm Premium / 30mm Hi Def Worktop | 2000/600 |
| | 1 | PFUP3095 | Laminate Upstand | 3050/95 |
| | 1 | PFUP3095 | Laminate Upstand | 3050/95 |

Accessories and Trims:

Default Style

| Qty | Code | Description | Dims |
|-----|------|-------------|------|
|-----|------|-------------|------|

| | | | |
|---|--------------|---------------------------------------------------------------|---------|
| 3 | CONPLINTHR | Replacement End Matched Continuous Plinth w/Plinth Seal | 2600 |
| 1 | CTRAYVFH6 | Standard Internal Cutlery Tray (For BU66F3ID/BU66F4ID) | 600 |
| 1 | GLSPASH675 | Glass Splashback | 600/750 |
| 2 | RUNITPROTECT | Kitchen Protective Material | |
| 1 | TOPSEALBOLT | Topseal Easibolt Pack | |
| 1 | VENTGRILL200 | Ventilation Grill - Flowrate | 200cm2 |



650mm DEEP WORKTOPS

PLEASE CHECK &
CONFIRM DIMENSIONS
& LAYOUT ON SITE
BEFORE ORDERING
CABINETS

Client: BLOOR HOMES

Site: BLOOR 2022

House Type: NSS 372 BUXTON - UTILITY

House Type 2: EXCLUSIVE

Drawing No: 724969U_

Revision No:

Scale: Scale-to-fit

Symphony[®]

THIS DRAWING AND THE COPYRIGHT THEREIN IS THE PROPERTY OF THE SYMPHONY GROUP PLC. THIS DRAWING IS ISSUED ON THE CONDITION THAT IT MUST NOT BE USED, COPIED OR EXHIBITED WITHOUT THE WRITTEN PERMISSION OF THE SYMPHONY GROUP PLC. ANY COMPONENTS OR ARTICLES MADE IN ACCORDANCE WITH THIS DRAWING MUST NOT BE USED FOR ANY OTHER PURPOSE THAN FOR WHICH THE DRAWING IS ISSUED.

THIS PLAN IS OFFERED AS A GUIDE ONLY FOR APPROVAL BY OUR CUSTOMER. NO RESPONSIBILITY IS UNDERTAKEN FOR ITS ACCURACY IN RELATION TO ORDERS PLACED FOR THE FITTING OF OUR GOODS WITHIN THE DIMENSIONS SHOWN.

**SCHEDULE &
CUBIC CAPACITY**



Client Name: BLOOR HOMES

Site Name: BLOOR 2022
NSS ISSUE 4

House Type: NSS 372 BUXTON - UTILITY
EXCLUSIVE

Drawing No: 724969U_
Date Drawn: Tue, Jul 26, 2022
Designed By:

Revision No:
Revision Date:

CARA NORTCLIFF

Quote No:

Items on Plan:

Default Style

| Plan No. | Qty | Code | Hdg | Description | Dims | CC (M3) |
|------------------------------------------|-----|---------|-----|------------------------------------------------------|-------------|-------------|
| 1 | 1 | BU36FGR | L | Base Unit FH (RH End) | 300/600/870 | 0.09 |
| | 1 | BWU390R | | Replacement End Matched Wall Blender (For Filler) | 307/970 | |
| Total cubic metres of storage | | | | | | 0.09 |

Worktop Details:

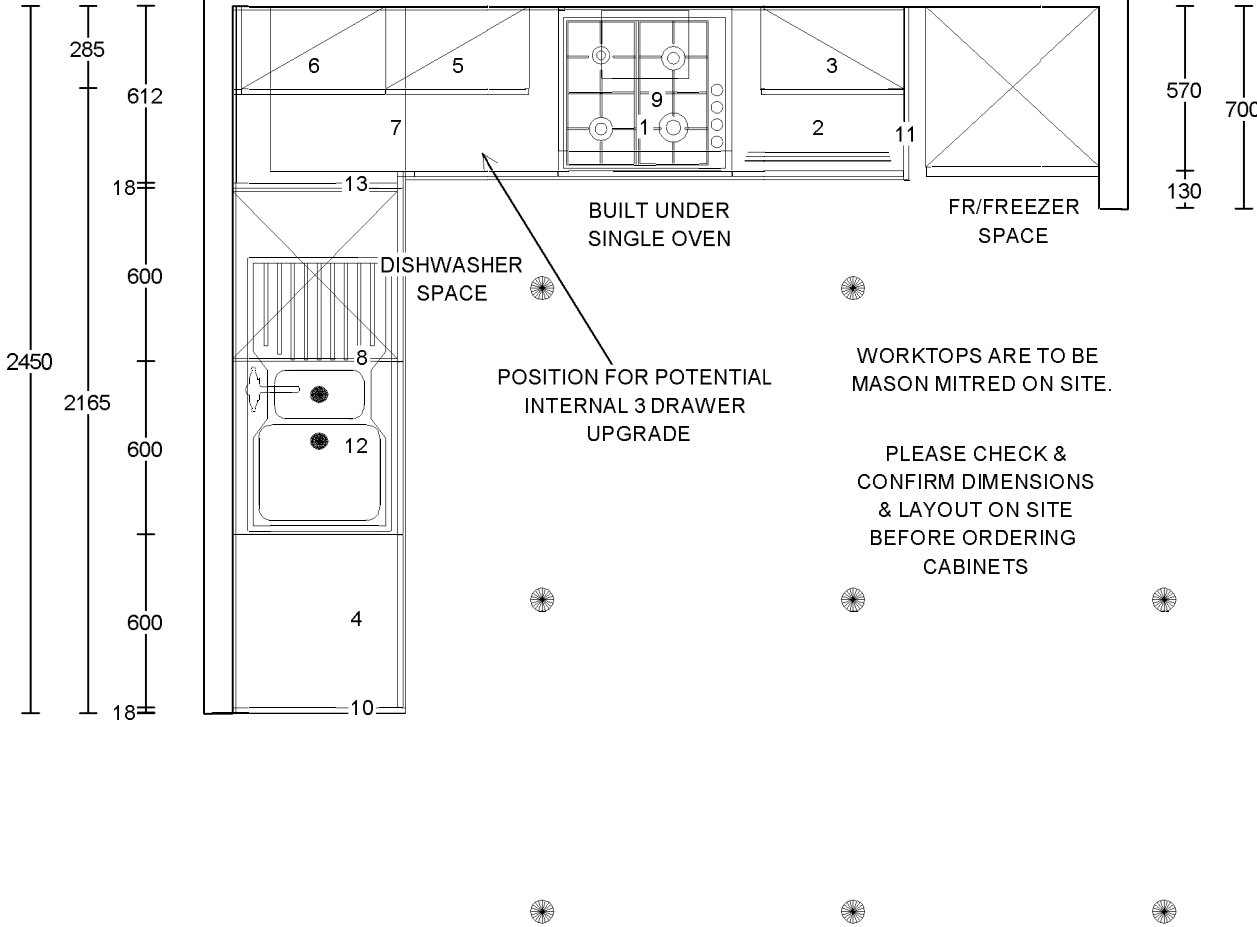
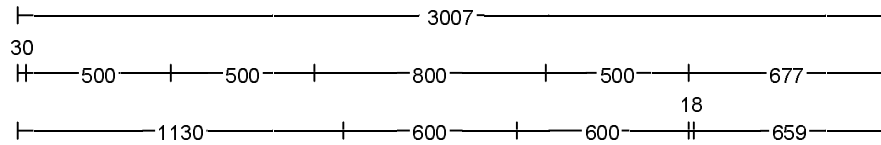
Default Style

| Plan No. | Qty | Code | Description | Dims |
|----------|-----|----------|-----------------------------------------------------------|----------|
| 2 | 1 | PWT | 40mm PVC Edged / 40mm Premium / 30mm Hi Def Worktop | 1200/650 |
| | 1 | PFUP3095 | Laminate Upstand | 3050/95 |

Accessories and Trims:

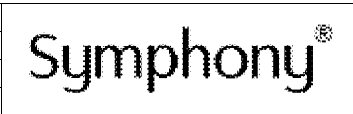
Default Style

| Qty | Code | Description | Dims |
|-----|--------------|---------------------------------------------------------------|------|
| 1 | CONPLINTHR | Replacement End Matched Continuous Plinth w/Plinth Seal | 2600 |
| 1 | RUNITPROTECT | Kitchen Protective Material | |



| | |
|---------------|-------------------------------|
| Client: | BLOOR HOMES |
| Site: | BLOOR 2022 |
| House Type: | NSS 277 DEKKER - EXCL UTILITY |
| House Type 2: | STANDARD |

| | |
|--------------|--------------|
| Drawing No: | 724977__ |
| Revision No: | |
| Scale: | Scale-to-fit |



THIS DRAWING AND THE COPYRIGHT THEREIN IS THE PROPERTY OF THE SYMPHONY GROUP PLC. THIS DRAWING IS ISSUED ON THE CONDITION THAT IT MUST NOT BE USED, COPIED OR EXHIBITED WITHOUT THE WRITTEN PERMISSION OF THE SYMPHONY GROUP PLC. ANY COMPONENTS OR ARTICLES MADE IN ACCORDANCE WITH THIS DRAWING MUST NOT BE USED FOR ANY OTHER PURPOSE THAN FOR WHICH THE DRAWING IS ISSUED.

THIS PLAN IS OFFERED AS A GUIDE ONLY FOR APPROVAL BY OUR CUSTOMER. NO RESPONSIBILITY IS UNDERTAKEN FOR ITS ACCURACY IN RELATION TO ORDERS PLACED FOR THE FITTING OF OUR GOODS WITHIN THE DIMENSIONS SHOWN.

**SCHEDULE &
CUBIC CAPACITY**

Symphony®

Client Name: BLOOR HOMES

Site Name: BLOOR 2022
NSS ISSUE 4

House Type: NSS 277 DEKKER- EXCL UTILITY
STANDARD

Drawing No: 724977__
Date Drawn: Tue, Jul 26, 2022
Designed By: CARA NORTCLIFF

Revision No:
Revision Date:
Quote No:

Items on Plan:

Default Style

| Plan No. | Qty | Code | Hdg | Description | Dims | CC (M3) |
|----------|-----|------------|-----|----------------------------------------------------------|--------------|---------|
| 1 | 1 | BOH66A | | Built Under Housing | 600/600/870 | |
| 2 | 1 | BU66F3IDC | R | Base Unit FH w/1x Shallow Int. Drw & 2x Deep Int. Drw | 600/600/870 | 0.20 |
| 3 | 1 | WU572 | R | Wall Unit | 500/300/724 | 0.08 |
| 4 | 1 | BU66F | L | Base Unit FH | 600/600/870 | 0.20 |
| 5 | 1 | WU572 | L | Wall Unit | 500/300/724 | 0.08 |
| 6 | 1 | WU572 | L | Wall Unit | 500/300/724 | 0.08 |
| 7 | 1 | CB106FABO | L | Corner Base FH, No C/Post (500 Door) | 1000/600/870 | 0.34 |
| 10 | 1 | BBU6592C | | Carcase Matched Base Blender | 650/920 | |
| 11 | 1 | BBU6592C | | Carcase Matched Base Blender | 650/920 | |
| 12 | 1 | SU66SLF | L | Sink Unit FH w/Sink Liner | 600/600/870 | 0.20 |
| 13 | 1 | BBU6592C | | Carcase Matched Base Blender | 650/920 | |
| | 1 | FRONTPNL72 | | Frontal Matched Filler Panel (For C/Post) | 720 | |
| | 1 | BWU390C | | Carcase Matched Wall Blender (For Filler) | 307/970 | |

**Total cubic metres of
storage**

1.18

Worktop Details:

Default Style

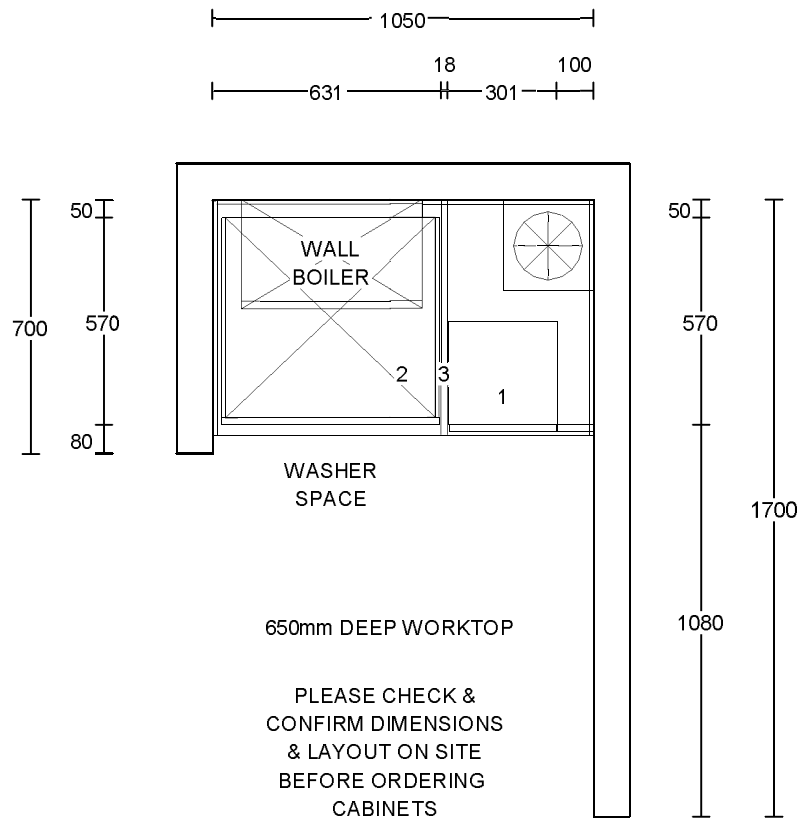
| Plan No. | Qty | Code | Description | Dims |
|----------|-----|----------|------------------------------------------|----------|
| 8 | 1 | PWT | 40mm PVC Edged / 40mm Premium Worktop | 2600/600 |
| 9 | 1 | PWT | 40mm PVC Edged / 40mm Premium Worktop | 1900/600 |
| | 1 | PFUP3095 | Laminate Upstand | 3050/95 |
| | 1 | PFUP3095 | Laminate Upstand | 3050/95 |
| | 1 | PFUP3095 | Laminate Upstand | 3050/95 |

Accessories and Trims:

Default Style

| Qty | Code | Description | Dims |
|-----|------------|-------------------------------------------------------|------|
| 2 | CONPLINTHC | Carcase Matched Continuous Plinth w/Plinth Seal | 2600 |

| | | | |
|---|--------------|--------------------------------------------------------------|-----|
| 1 | CTRAYVFH6 | Standard Internal Cutlery Tray (For BU66F3ID/BU66F4ID) | 600 |
| 2 | RUNITPROTECT | Kitchen Protective Material | |
| 1 | STSBACK600 | Stainless Steel Splashback 600 X | 750 |
| 1 | TOPSEALBOLT | Topseal Easibolt Pack | |



| | | | | |
|---------------|--------------------------|--------------|--------------|------------------------------|
| Client: | BLOOR HOMES | Drawing No: | 724977U_ | Symphony [®] |
| Site: | BLOOR 2022 | Revision No: | | |
| House Type: | NSS 277 DEKKER - UTILITY | Scale: | Scale-to-fit | |
| House Type 2: | STANDARD | | | |

THIS DRAWING AND THE COPYRIGHT THEREIN IS THE PROPERTY OF THE SYMPHONY GROUP PLC. THIS DRAWING IS ISSUED ON THE CONDITION THAT IT MUST NOT BE USED, COPIED OR EXHIBITED WITHOUT THE WRITTEN PERMISSION OF THE SYMPHONY GROUP PLC. ANY COMPONENTS OR ARTICLES MADE IN ACCORDANCE WITH THIS DRAWING MUST NOT BE USED FOR ANY OTHER PURPOSE THAN FOR WHICH THE DRAWING IS ISSUED.

THIS PLAN IS OFFERED AS A GUIDE ONLY FOR APPROVAL BY OUR CUSTOMER. NO RESPONSIBILITY IS UNDERTAKEN FOR ITS ACCURACY IN RELATION TO ORDERS PLACED FOR THE FITTING OF OUR GOODS WITHIN THE DIMENSIONS SHOWN.

**SCHEDULE &
CUBIC CAPACITY**



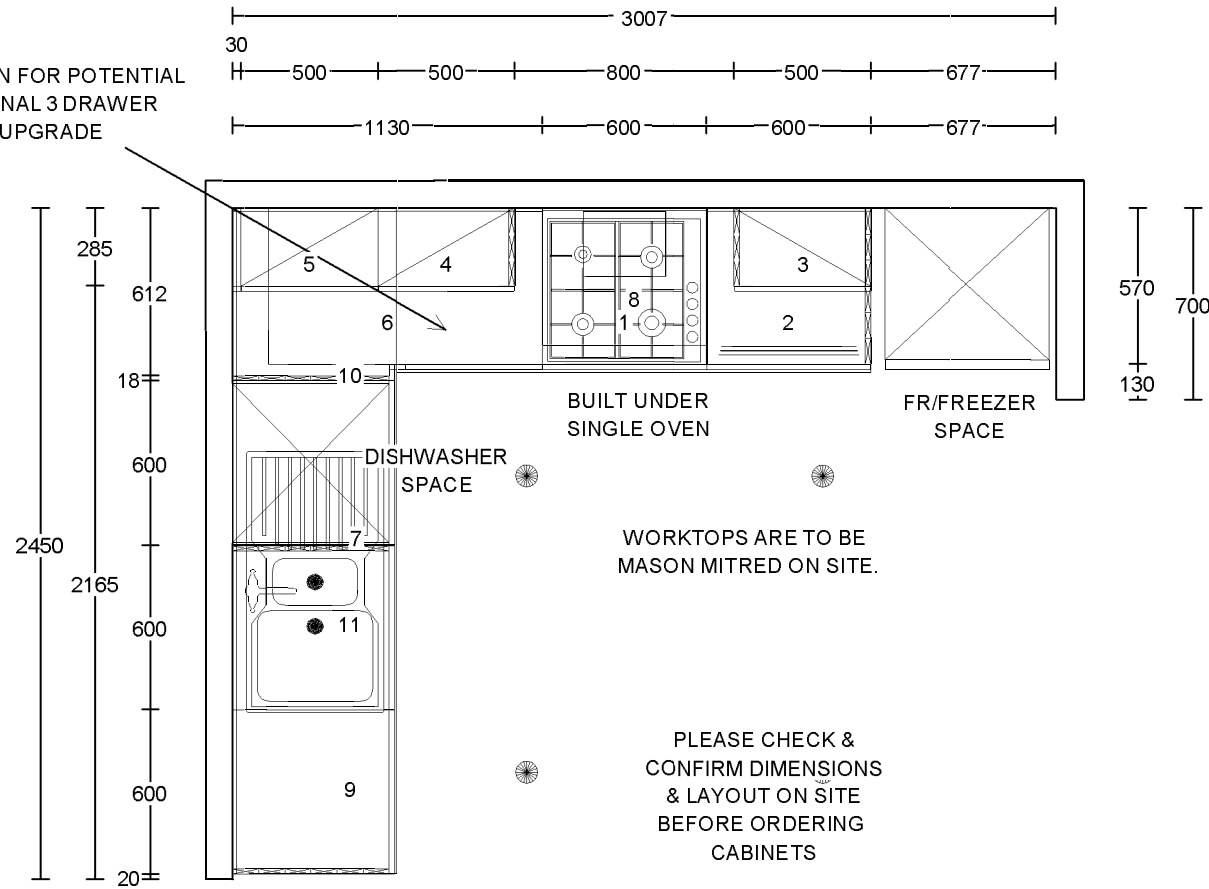
| | | | |
|--------------|--------------------------------------|----------------|---------------------------|
| Client Name: | BLOOR HOMES | Site Name: | BLOOR 2022 NSS ISSUE 4 |
| House Type: | NSS 277 DEKKER - UTILITY STANDARD | | |
| Drawing No: | 724977U_ | Revision No: | |
| Date Drawn: | Tue, Jul 26, 2022 | Revision Date: | |
| Designed By: | CARA NORTCLIFF | Quote No: | |

| Items on Plan: | | Default Style | | | | |
|--------------------------------------|-----|---------------|-----|----------------------------------------------|-------------|-------------|
| Plan No. | Qty | Code | Hdg | Description | Dims | CC (M3) |
| 1 | 1 | BU33F | R | Reduced Depth Base Unit FH | 300/300/870 | 0.05 |
| 3 | 1 | BBU6592C | | Carcase Matched Base Blender | 650/920 | |
| | 1 | BWU390C | | Carcase Matched Wall Blender (For Filler) | 307/970 | |
| Total cubic metres of storage | | | | | | 0.05 |

| Worktop Details: | | Default Style | | | |
|------------------|-----|---------------|------------------------------------------|----------|--|
| Plan No. | Qty | Code | Description | Dims | |
| 2 | 1 | PWT | 40mm PVC Edged / 40mm Premium Worktop | 1200/650 | |
| | 1 | PFUP3095 | Laminate Upstand | 3050/95 | |

| Accessories and Trims: | | Default Style | | |
|------------------------|--------------|-------------------------------------------------------|------|--|
| Qty | Code | Description | Dims | |
| 1 | CONPLINTHC | Carcase Matched Continuous Plinth w/Plinth Seal | 2600 | |
| 1 | RUNITPROTECT | Kitchen Protective Material | | |

POSITION FOR POTENTIAL
INTERNAL 3 DRAWER
UPGRADE



Client: BLOOR HOMES

Site: BLOOR 2022

House Type: NSS 277 DEKKER - EXCL UTILITY

House Type 2: UPGRADE

Drawing No: 724978_

Revision No:

Scale: Scale-to-fit

Symphony

THIS DRAWING AND THE COPYRIGHT THEREIN IS THE PROPERTY OF THE SYMPHONY GROUP PLC. THIS DRAWING IS ISSUED ON THE CONDITION THAT IT MUST NOT BE USED, COPIED OR EXHIBITED WITHOUT THE WRITTEN PERMISSION OF THE SYMPHONY GROUP PLC. ANY COMPONENTS OR ARTICLES MADE IN ACCORDANCE WITH THIS DRAWING MUST NOT BE USED FOR ANY OTHER PURPOSE THAN FOR WHICH THE DRAWING IS ISSUED.

THIS PLAN IS OFFERED AS A GUIDE ONLY FOR APPROVAL BY OUR CUSTOMER. NO RESPONSIBILITY IS UNDERTAKEN FOR ITS ACCURACY IN RELATION TO ORDERS PLACED FOR THE FITTING OF OUR GOODS WITHIN THE DIMENSIONS SHOWN.

**SCHEDULE &
CUBIC CAPACITY**



| | | | |
|--------------|-----------------------------------------|----------------|---------------------------|
| Client Name: | BLOOR HOMES | Site Name: | BLOOR 2022 NSS ISSUE 4 |
| House Type: | NSS 277 DEKKER- EXCL UTILITY UPGRADE | | |
| Drawing No: | 724978__ | Revision No: | |
| Date Drawn: | Tue, Jul 26, 2022 | Revision Date: | |
| Designed By: | CARA NORTCLIFF | Quote No: | |

Items on Plan:

| | | | | Default Style | | |
|----------|-----|-------------|-----|----------------------------------------------------------------------|--------------|---------|
| Plan No. | Qty | Code | Hdg | Description | Dims | CC (M3) |
| 1 | 1 | BOH66A | | Built Under Housing | 600/600/870 | |
| 2 | 1 | BU66F3IDCGR | R | Base Unit FH w/1x Shallow Int. Drw & 2x Deep Int. Drw (RH End) | 600/600/870 | 0.20 |
| 3 | 1 | WU572G2 | R | Wall Unit (2 Ends) | 500/300/724 | 0.08 |
| 4 | 1 | WU572GR | L | Wall Unit (RH End) | 500/300/724 | 0.08 |
| 5 | 1 | WU572 | L | Wall Unit | 500/300/724 | 0.08 |
| 6 | 1 | CB106FABO | L | Corner Base FH, No C/Post (500 Door) | 1000/600/870 | 0.34 |
| 9 | 1 | BU66FGL | L | Base Unit FH (LH End) | 600/600/870 | 0.20 |
| 10 | 1 | BBU6592R | | Replacement End Matched Base Blender | 650/920 | |
| 11 | 1 | SU66SLFGR | L | Sink Unit FH w/Sink Liner (RH End) | 600/600/870 | 0.20 |
| | 1 | FRONTPNL72 | | Frontal Matched Filler Panel (For C/Post) | 720 | |
| | 1 | BWU390R | | Replacement End Matched Wall Blender (For Filler) | 307/970 | |

Total cubic metres of storage 1.18

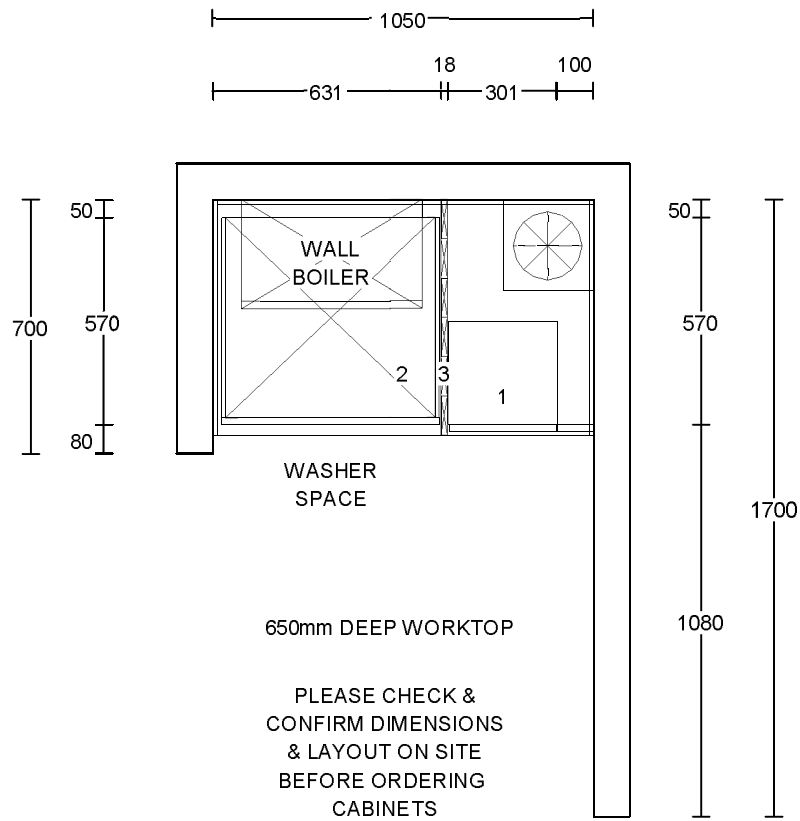
Worktop Details:

| | | | | Default Style | | |
|----------|-----|----------|--|------------------------------------------|----------|--|
| Plan No. | Qty | Code | | Description | Dims | |
| 7 | 1 | PWT | | 40mm PVC Edged / 40mm Premium Worktop | 2500/600 | |
| 8 | 1 | PWT | | 40mm PVC Edged / 40mm Premium Worktop | 1900/600 | |
| | 1 | PFUP3095 | | Laminate Upstand | 3050/95 | |
| | 1 | PFUP3095 | | Laminate Upstand | 3050/95 | |
| | 1 | PFUP3095 | | Laminate Upstand | 3050/95 | |

Accessories and Trims:

| | | | | Default Style | | |
|-----|------------|--|---------------------------------------------------------------|---------------|--|--|
| Qty | Code | | Description | Dims | | |
| 2 | CONPLINTHR | | Replacement End Matched Continuous Plinth w/Plinth Seal | 2600 | | |

| | | | |
|---|--------------|--------------------------------------------------------------|-----|
| 1 | CTRAYVFH6 | Standard Internal Cutlery Tray (For BU66F3ID/BU66F4ID) | 600 |
| 2 | RUNITPROTECT | Kitchen Protective Material | |
| 1 | STSBACK600 | Stainless Steel Splashback 600 X | 750 |
| 1 | TOPSEALBOLT | Topseal Easibolt Pack | |



Client: BLOOR HOMES

Site: BLOOR 2022

House Type: NSS 277 DEKKER - UTILITY

House Type 2: UPGRADE

Drawing No: 724978U_

Revision No:

Scale: Scale-to-fit

Symphony®

THIS DRAWING AND THE COPYRIGHT THEREIN IS THE PROPERTY OF THE SYMPHONY GROUP PLC. THIS DRAWING IS ISSUED ON THE CONDITION THAT IT MUST NOT BE USED, COPIED OR EXHIBITED WITHOUT THE WRITTEN PERMISSION OF THE SYMPHONY GROUP PLC. ANY COMPONENTS OR ARTICLES MADE IN ACCORDANCE WITH THIS DRAWING MUST NOT BE USED FOR ANY OTHER PURPOSE THAN FOR WHICH THE DRAWING IS ISSUED.

THIS PLAN IS OFFERED AS A GUIDE ONLY FOR APPROVAL BY OUR CUSTOMER. NO RESPONSIBILITY IS UNDERTAKEN FOR ITS ACCURACY IN RELATION TO ORDERS PLACED FOR THE FITTING OF OUR GOODS WITHIN THE DIMENSIONS SHOWN.

**SCHEDULE &
CUBIC CAPACITY**

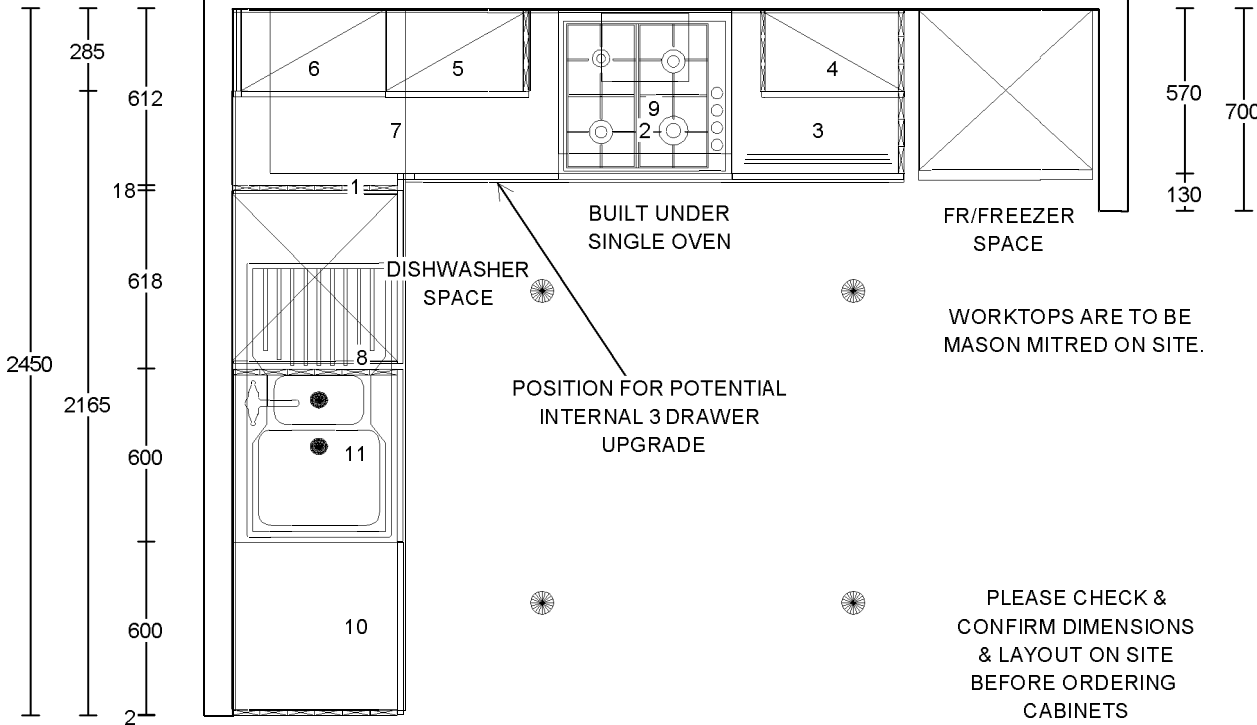
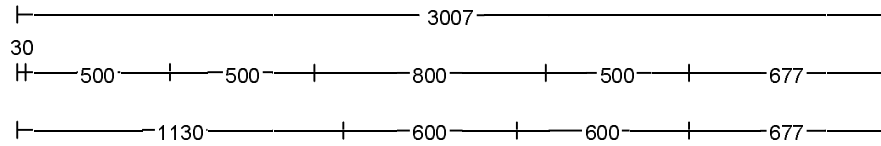


| | | | |
|--------------|-------------------------------------|----------------|---------------------------|
| Client Name: | BLOOR HOMES | Site Name: | BLOOR 2022 NSS ISSUE 4 |
| House Type: | NSS 277 DEKKER - UTILITY UPGRADE | | |
| Drawing No: | 724978U_ | Revision No: | |
| Date Drawn: | Tue, Jul 26, 2022 | Revision Date: | |
| Designed By: | CARA NORTCLIFF | Quote No: | |

| Items on Plan: | | Default Style | | | | |
|--------------------------------------|-----|---------------|-----|------------------------------------------------------|-------------|-------------|
| Plan No. | Qty | Code | Hdg | Description | Dims | CC (M3) |
| 1 | 1 | BU33F | R | Reduced Depth Base Unit FH | 300/300/870 | 0.05 |
| 3 | 1 | BBU6592R | | Replacement End Matched Base Blender | 650/920 | |
| | 1 | BWU390R | | Replacement End Matched Wall Blender (For Filler) | 307/970 | |
| Total cubic metres of storage | | | | | | 0.05 |

| Worktop Details: | | Default Style | | | |
|------------------|-----|---------------|------------------------------------------|----------|--|
| Plan No. | Qty | Code | Description | Dims | |
| 2 | 1 | PWT | 40mm PVC Edged / 40mm Premium Worktop | 1200/650 | |
| | 1 | PFUP3095 | Laminate Upstand | 3050/95 | |

| Accessories and Trims: | | Default Style | | |
|------------------------|--------------|---------------------------------------------------------------|------|--|
| Qty | Code | Description | Dims | |
| 1 | CONPLINTHR | Replacement End Matched Continuous Plinth w/Plinth Seal | 2600 | |
| 1 | RUNITPROTECT | Kitchen Protective Material | | |



POSITION FOR POTENTIAL
INTERNAL 3 DRAWER
UPGRADE

PLEASE CHECK &
CONFIRM DIMENSIONS
& LAYOUT ON SITE
BEFORE ORDERING
CABINETS

| | | | |
|---------------|-------------------------------|--------------|--------------|
| Client: | BLOOR HOMES | Drawing No: | 724979_ |
| Site: | BLOOR 2022 | Revision No: | |
| House Type: | NSS 277 DEKKER - EXCL UTILITY | Scale: | Scale-to-fit |
| House Type 2: | EXCLUSIVE | | |



THIS DRAWING AND THE COPYRIGHT THEREIN IS THE PROPERTY OF THE SYMPHONY GROUP PLC. THIS DRAWING IS ISSUED ON THE CONDITION THAT IT MUST NOT BE USED, COPIED OR EXHIBITED WITHOUT THE WRITTEN PERMISSION OF THE SYMPHONY GROUP PLC. ANY COMPONENTS OR ARTICLES MADE IN ACCORDANCE WITH THIS DRAWING MUST NOT BE USED FOR ANY OTHER PURPOSE THAN FOR WHICH THE DRAWING IS ISSUED.

THIS PLAN IS OFFERED AS A GUIDE ONLY FOR APPROVAL BY OUR CUSTOMER. NO RESPONSIBILITY IS UNDERTAKEN FOR ITS ACCURACY IN RELATION TO ORDERS PLACED FOR THE FITTING OF OUR GOODS WITHIN THE DIMENSIONS SHOWN.

**SCHEDULE &
CUBIC CAPACITY**

Symphony®

| | | | |
|--------------|-------------------------------------------|----------------|---------------------------|
| Client Name: | BLOOR HOMES | Site Name: | BLOOR 2022 NSS ISSUE 4 |
| House Type: | NSS 277 DEKKER- EXCL UTILITY EXCLUSIVE | | |
| Drawing No: | 724979__ | Revision No: | |
| Date Drawn: | Tue, Jul 26, 2022 | Revision Date: | |
| Designed By: | CARA NORTCLIFF | Quote No: | |

Items on Plan:

| | | | Default Style | | | |
|----------|-----|-------------|---------------|----------------------------------------------------------------|--------------|---------|
| Plan No. | Qty | Code | Hdg | Description | Dims | CC (M3) |
| 1 | 1 | BBU6592R | | Replacement End Matched Base Blender | 650/920 | |
| 2 | 1 | BOH66A | | Built Under Housing | 600/600/870 | |
| 3 | 1 | BU66F3IDCGR | R | Base Unit FH w/1x Shallow Int. Drw & 2x Deep Int. Drw (RH End) | 600/600/870 | 0.20 |
| 4 | 1 | WU572G2 | R | Wall Unit (2 Ends) | 500/300/724 | 0.08 |
| 5 | 1 | WU572GR | L | Wall Unit (RH End) | 500/300/724 | 0.08 |
| 6 | 1 | WU572 | L | Wall Unit | 500/300/724 | 0.08 |
| 7 | 1 | CB106FABO | L | Corner Base FH, No C/Post (500 Door) | 1000/600/870 | 0.34 |
| 10 | 1 | BU66FGL | L | Base Unit FH (LH End) | 600/600/870 | 0.20 |
| 11 | 1 | SU66SLFGR | L | Sink Unit FH w/Sink Liner (RH End) | 600/600/870 | 0.20 |
| | 1 | FRONTPNL72 | | Frontal Matched Filler Panel (For C/Post) | 720 | |
| | 1 | BWU390R | | Replacement End Matched Wall Blender (For Filler) | 307/970 | |

Total cubic metres of storage 1.18

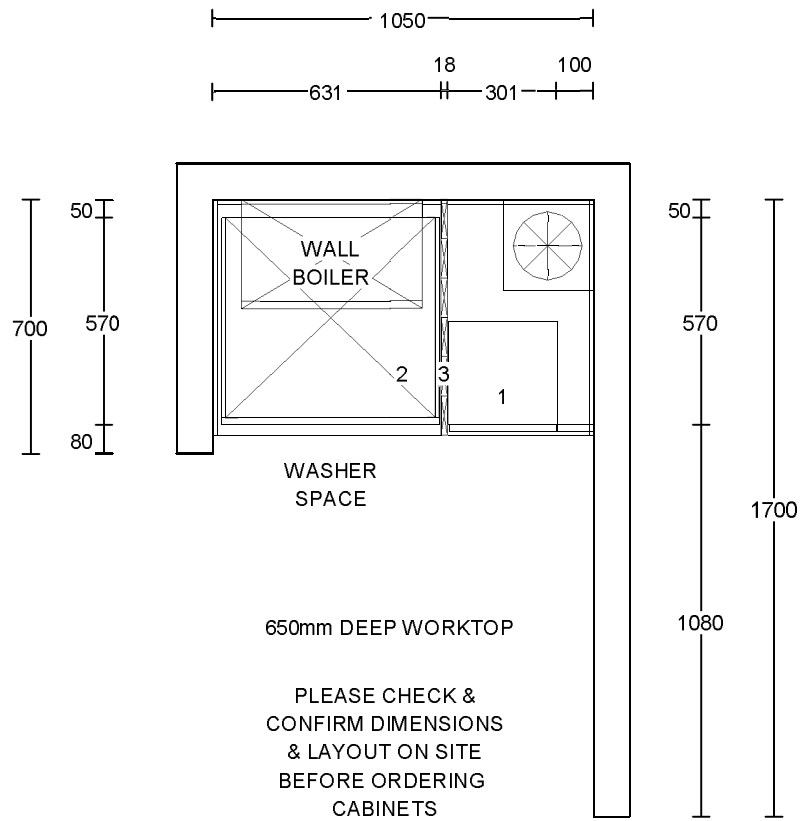
Worktop Details:

| | | | Default Style | |
|----------|-----|----------|---------------------------------------|----------|
| Plan No. | Qty | Code | Description | Dims |
| 8 | 1 | PWT | 40mm PVC Edged / 40mm Premium Worktop | 2500/600 |
| 9 | 1 | PWT | 40mm PVC Edged / 40mm Premium Worktop | 1900/600 |
| | 1 | PFUP3095 | Laminate Upstand | 3050/95 |
| | 1 | PFUP3095 | Laminate Upstand | 3050/95 |
| | 1 | PFUP3095 | Laminate Upstand | 3050/95 |

Accessories and Trims:

| | | | Default Style | |
|-----|------------|---------------------------------------------------------|---------------|--|
| Qty | Code | Description | Dims | |
| 2 | CONPLINTHR | Replacement End Matched Continuous Plinth w/Plinth Seal | 2600 | |

| | | | |
|---|--------------|--------------------------------------------------------------|---------|
| 1 | CTRAYVFH6 | Standard Internal Cutlery Tray (For BU66F3ID/BU66F4ID) | 600 |
| 1 | GLSPASH675 | Glass Splashback | 600/750 |
| 2 | RUNITPROTECT | Kitchen Protective Material | |
| 1 | TOPSEALBOLT | Topseal Easibolt Pack | |



| | | | | |
|---------------|--------------------------|--------------|--------------|------------------------------|
| Client: | BLOOR HOMES | Drawing No: | 724979U_ | Symphony [®] |
| Site: | BLOOR 2022 | Revision No: | | |
| House Type: | NSS 277 DEKKER - UTILITY | Scale: | Scale-to-fit | |
| House Type 2: | EXCLUSIVE | | | |

THIS DRAWING AND THE COPYRIGHT THEREIN IS THE PROPERTY OF THE SYMPHONY GROUP PLC. THIS DRAWING IS ISSUED ON THE CONDITION THAT IT MUST NOT BE USED, COPIED OR EXHIBITED WITHOUT THE WRITTEN PERMISSION OF THE SYMPHONY GROUP PLC. ANY COMPONENTS OR ARTICLES MADE IN ACCORDANCE WITH THIS DRAWING MUST NOT BE USED FOR ANY OTHER PURPOSE THAN FOR WHICH THE DRAWING IS ISSUED.

THIS PLAN IS OFFERED AS A GUIDE ONLY FOR APPROVAL BY OUR CUSTOMER. NO RESPONSIBILITY IS UNDERTAKEN FOR ITS ACCURACY IN RELATION TO ORDERS PLACED FOR THE FITTING OF OUR GOODS WITHIN THE DIMENSIONS SHOWN.

**SCHEDULE &
CUBIC CAPACITY**



| | | | |
|--------------|---------------------------------------|----------------|---------------------------|
| Client Name: | BLOOR HOMES | Site Name: | BLOOR 2022 NSS ISSUE 4 |
| House Type: | NSS 277 DEKKER - UTILITY EXCLUSIVE | | |
| Drawing No: | 724979U_ | Revision No: | |
| Date Drawn: | Tue, Jul 26, 2022 | Revision Date: | |
| Designed By: | CARA NORTCLIFF | Quote No: | |

| Items on Plan: | | Default Style | | | | |
|------------------------------------------|-----|---------------|-----|------------------------------------------------------|-------------|-------------|
| Plan No. | Qty | Code | Hdg | Description | Dims | CC (M3) |
| 1 | 1 | BU33F | R | Reduced Depth Base Unit FH | 300/300/870 | 0.05 |
| 3 | 1 | BBU6592R | | Replacement End Matched Base Blender | 650/920 | |
| | 1 | BWU390R | | Replacement End Matched Wall Blender (For Filler) | 307/970 | |
| Total cubic metres of storage | | | | | | 0.05 |

| Worktop Details: | | Default Style | | | |
|------------------|-----|---------------|------------------------------------------|----------|--|
| Plan No. | Qty | Code | Description | Dims | |
| 2 | 1 | PWT | 40mm PVC Edged / 40mm Premium Worktop | 1200/650 | |
| | 1 | PFUP3095 | Laminate Upstand | 3050/95 | |

| Accessories and Trims: | | Default Style | | |
|------------------------|--------------|---------------------------------------------------------------|------|--|
| Qty | Code | Description | Dims | |
| 1 | CONPLINTHR | Replacement End Matched Continuous Plinth w/Plinth Seal | 2600 | |
| 1 | RUNITPROTECT | Kitchen Protective Material | | |