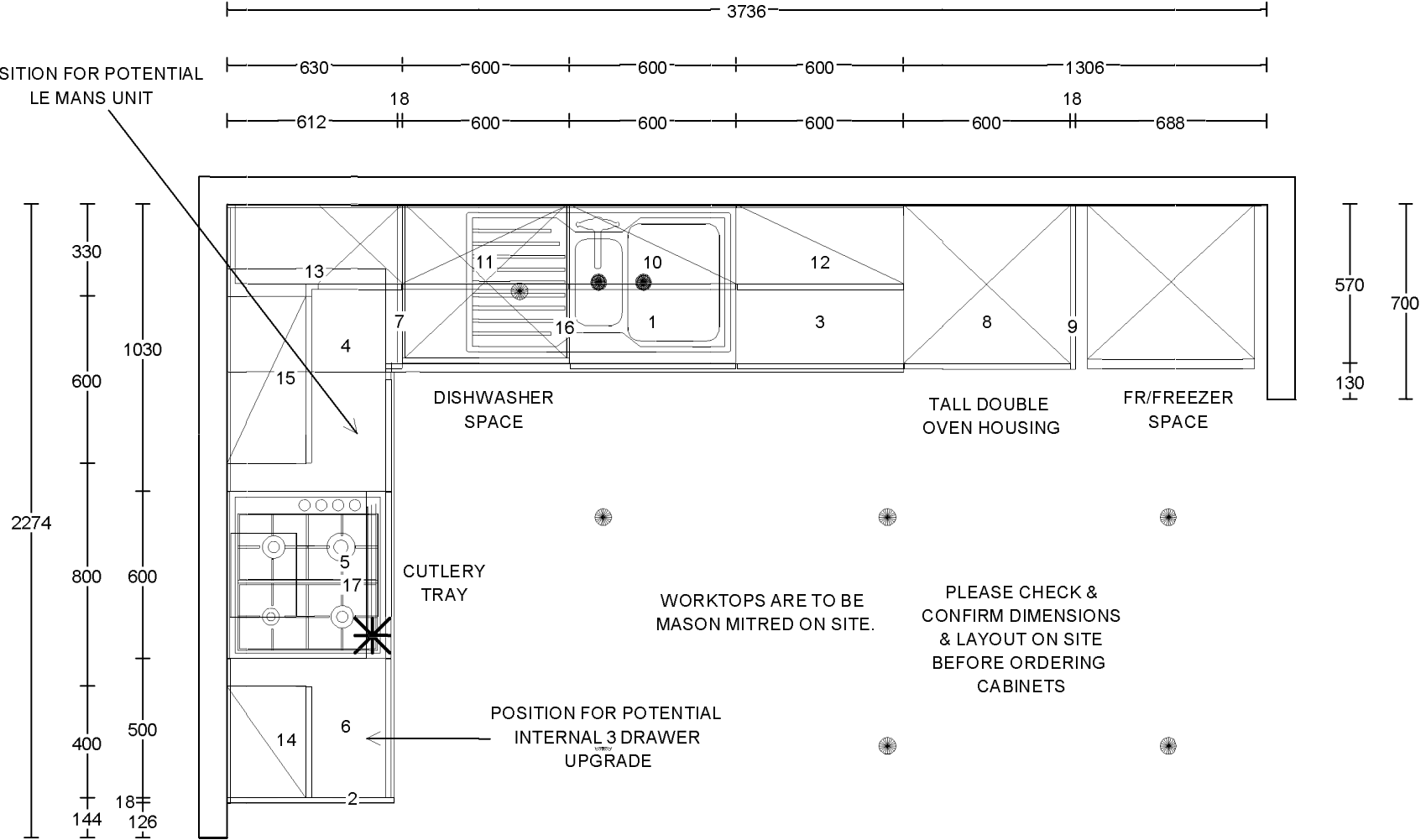


POSITION FOR POTENTIAL
LE MANS UNIT



Client:	BLOOR HOMES	Drawing No:	724971__
Site:	BLOOR 2022	Revision No:	
House Type:	NSS 384 FORBES - EXC UTILITY	Scale:	Scale-to-fit
House Type 2:	STANDARD		

Symphony

THIS DRAWING AND THE COPYRIGHT THEREIN IS THE PROPERTY OF THE SYMPHONY GROUP PLC. THIS DRAWING IS ISSUED ON THE CONDITION THAT IT MUST NOT BE USED, COPIED OR EXHIBITED WITHOUT THE WRITTEN PERMISSION OF THE SYMPHONY GROUP PLC. ANY COMPONENTS OR ARTICLES MADE IN ACCORDANCE WITH THIS DRAWING MUST NOT BE USED FOR ANY OTHER PURPOSE THAN FOR WHICH THE DRAWING IS ISSUED.

THIS PLAN IS OFFERED AS A GUIDE ONLY FOR APPROVAL BY OUR CUSTOMER. NO RESPONSIBILITY IS UNDERTAKEN FOR ITS ACCURACY IN RELATION TO ORDERS PLACED FOR THE FITTING OF OUR GOODS WITHIN THE DIMENSIONS SHOWN.

**SCHEDULE &
CUBIC CAPACITY**



Client Name:	BLOOR HOMES	Site Name:	BLOOR 2022 NSS ISSUE 4
House Type:	NSS 384 FORBES - EXC UTILITY STANDARD		
Drawing No:	724971__	Revision No:	
Date Drawn:	Tue, Jul 26, 2022	Revision Date:	
Designed By:	CARA NORTCLIFF	Quote No:	

Items on Plan:

Default Style

Plan No.	Qty	Code	Hdg	Description	Dims	CC (M3)
1	1	SU66SLF	R	Sink Unit FH w/Sink Liner	600/600/870	0.20
2	1	BBU6592C		Carcase Matched Base Blender	650/920	
3	1	BU66F	R	Base Unit FH	600/600/870	0.20
4	1	CB86FABO	R	Corner Base FH, No C/Post (400 Door)	800/600/870	0.26
5	1	BU66F3IDC	L	Base Unit FH w/1x Shallow Int. Drw & 2x Deep Int. Drw	600/600/870	0.20
5.1	1	HOBSHIELD6		Hobshield	600	
6	1	BU56F	L	Base Unit FH	500/600/870	0.16
7	1	BBU6592C		Carcase Matched Base Blender	650/920	
8	1	OH663A	R	Dbl Oven Hsg. (3A)	600/600/2100	0.28
9	1	BLU7523C		Carcase Matched Tall Blender	750/2400	
10	1	WU672	R	Wall Unit	600/300/724	0.10
11	1	WU672	L	Wall Unit	600/300/724	0.10
12	1	WU672	R	Wall Unit	600/300/724	0.10
13	1	CWU672FP	L	Corner Wall (300 Door) (Flexi C/Post)	600/300/724	0.10
14	1	WU472	L	Wall Unit	400/300/724	0.07
15	1	WU672	R	Wall Unit	600/300/724	0.10
	1	FRONTPNL72		Frontal Matched Filler Panel (For C/Post)	720	

**Total cubic metres of
storage**

1.87

Worktop Details:

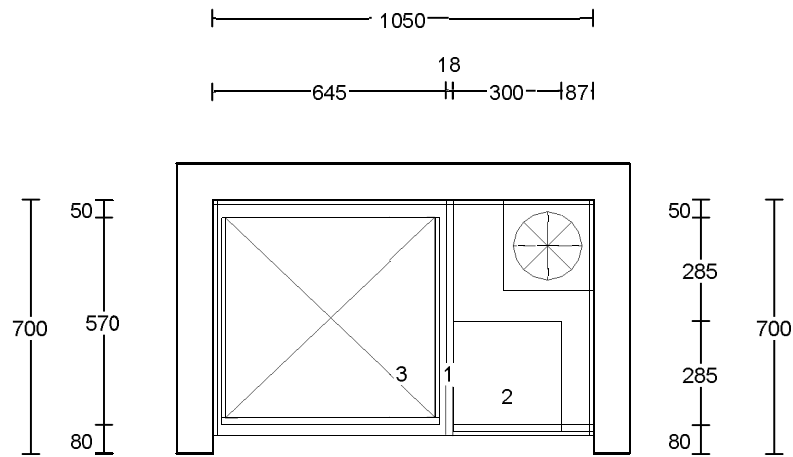
Default Style

Plan No.	Qty	Code	Description	Dims
16	1	PWT	40mm PVC Edged / 40mm Premium / 30mm Hi Def Worktop	2600/600
17	1	PWT	40mm PVC Edged / 40mm Premium / 30mm Hi Def Worktop	1700/600
	1	PFUP3095	Laminate Upstand	3050/95
	1	PFUP3095	Laminate Upstand	3050/95

Accessories and Trims:

Default Style

Qty	Code	Description	Dims
1	BRKPLINTH	Plinth Corner Bracket (Pack of 2)	
2	CONPLINTHC	Carcase Matched Continuous Plinth w/Plinth Seal	2600
1	CTRAYVFH6	Standard Internal Cutlery Tray (For BU66F3ID/BU66F4ID)	600
2	RUNITPROTECT	Kitchen Protective Material	
1	STSBACK600	Stainless Steel Splashback 600 X	750
1	TOPSEALBOLT	Topseal Easibolt Pack	
1	VENTGRILL200	Ventilation Grill - Flowrate	200cm2



WASHER
SPACE

650mm DEEP WORKTOP

PLEASE CHECK &
CONFIRM DIMENSIONS
& LAYOUT ON SITE
BEFORE ORDERING
CABINETS

Client:	BLOOR HOMES	Drawing No:	724971U_	Symphony [®]
Site:	BLOOR 2022	Revision No:		
House Type:	NSS 384 FORBES - UTILITY	Scale:	Scale-to-fit	
House Type 2:	STANDARD			

THIS DRAWING AND THE COPYRIGHT THEREIN IS THE PROPERTY OF THE SYMPHONY GROUP PLC. THIS DRAWING IS ISSUED ON THE CONDITION THAT IT MUST NOT BE USED, COPIED OR EXHIBITED WITHOUT THE WRITTEN PERMISSION OF THE SYMPHONY GROUP PLC. ANY COMPONENTS OR ARTICLES MADE IN ACCORDANCE WITH THIS DRAWING MUST NOT BE USED FOR ANY OTHER PURPOSE THAN FOR WHICH THE DRAWING IS ISSUED.

THIS PLAN IS OFFERED AS A GUIDE ONLY FOR APPROVAL BY OUR CUSTOMER. NO RESPONSIBILITY IS UNDERTAKEN FOR ITS ACCURACY IN RELATION TO ORDERS PLACED FOR THE FITTING OF OUR GOODS WITHIN THE DIMENSIONS SHOWN.

**SCHEDULE &
CUBIC CAPACITY****Symphony[®]**

Client Name: BLOOR HOMES

Site Name: BLOOR 2022
NSS ISSUE 4House Type: NSS 384 FORBES - UTILITY
STANDARDDrawing No: 724971U_
Date Drawn: Tue, Jul 26, 2022Revision No:
Revision Date:

Designed By: CARA NORTCLIFF

Quote No:

Items on Plan:

Default Style

Plan No.	Qty	Code	Hdg	Description	Dims	CC (M3)
1	1	BBU6592C		Carcase Matched Base Blender	650/920	
2	1	BU33F	R	Reduced Depth Base Unit FH	300/300/870	0.05
	1	BWU390C		Carcase Matched Wall Blender (For Filler)	307/970	
Total cubic metres of storage						0.05

Worktop Details:

Default Style

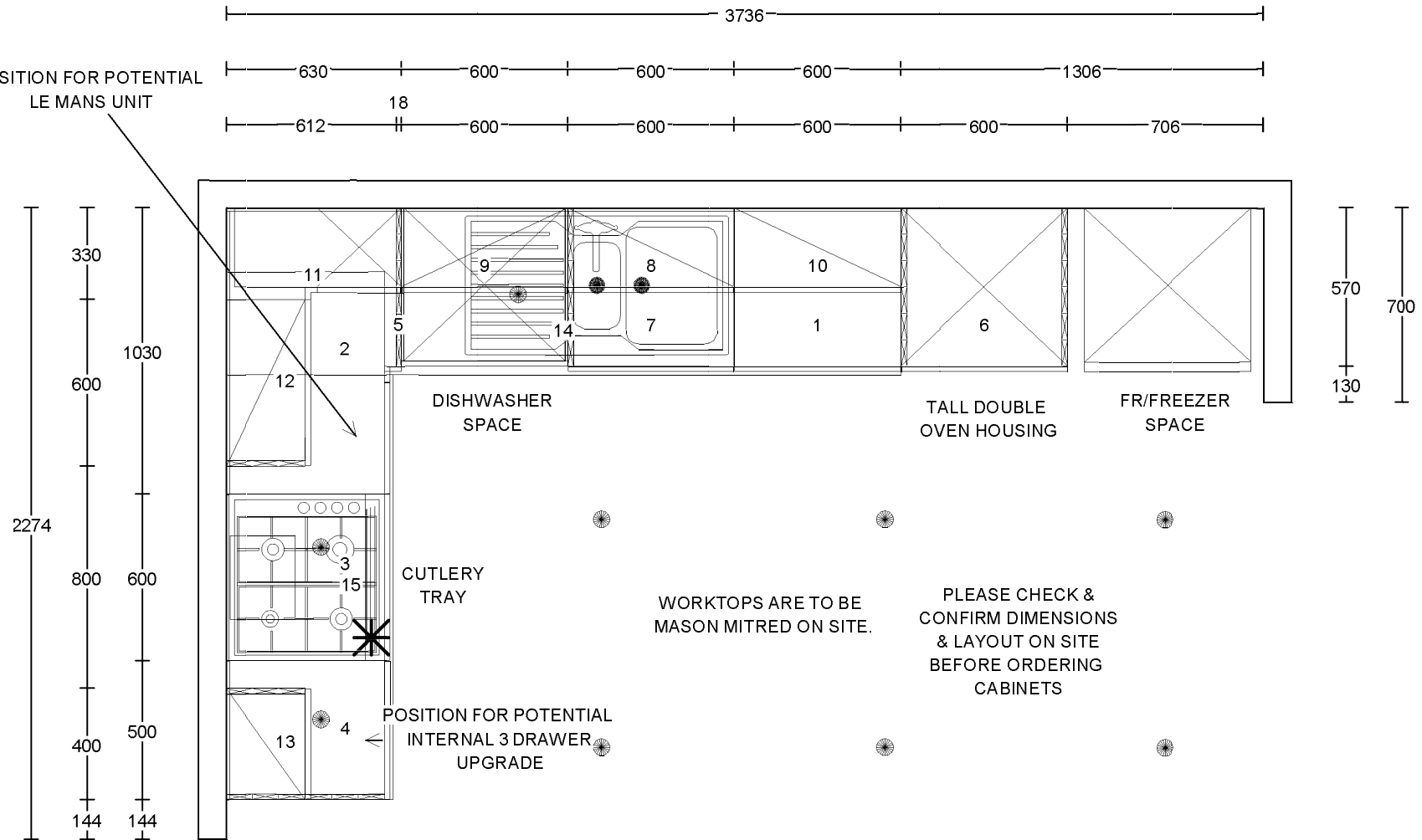
Plan No.	Qty	Code	Description	Dims
3	1	PWT	40mm PVC Edged / 40mm Premium / 30mm Hi Def Worktop	1200/650
	1	PFUP3095	Laminate Upstand	3050/95

Accessories and Trims:

Default Style

Qty	Code	Description	Dims
1	CONPLINTHC	Carcase Matched Continuous Plinth w/Plinth Seal	2600
1	RUNITPROTECT	Kitchen Protective Material	

POSITION FOR POTENTIAL
LE MANS UNIT



Client:	BLOOR HOMES	Drawing No:	724973_
Site:	BLOOR 2022	Revision No:	
House Type:	NSS 384 FORBES - EXC UTILITY	Scale:	Scale-to-fit
House Type 2:	UPGRADE		

Symphony[®]

THIS DRAWING AND THE COPYRIGHT THEREIN IS THE PROPERTY OF THE SYMPHONY GROUP PLC. THIS DRAWING IS ISSUED ON THE CONDITION THAT IT MUST NOT BE USED, COPIED OR EXHIBITED WITHOUT THE WRITTEN PERMISSION OF THE SYMPHONY GROUP PLC. ANY COMPONENTS OR ARTICLES MADE IN ACCORDANCE WITH THIS DRAWING MUST NOT BE USED FOR ANY OTHER PURPOSE THAN FOR WHICH THE DRAWING IS ISSUED.

THIS PLAN IS OFFERED AS A GUIDE ONLY FOR APPROVAL BY OUR CUSTOMER. NO RESPONSIBILITY IS UNDERTAKEN FOR ITS ACCURACY IN RELATION TO ORDERS PLACED FOR THE FITTING OF OUR GOODS WITHIN THE DIMENSIONS SHOWN.

**SCHEDULE &
CUBIC CAPACITY**



Client Name:	BLOOR HOMES	Site Name:	BLOOR 2022 NSS ISSUE 4
House Type:	NSS 384 FORBES - EXC UTILITY UPGRADE		
Drawing No:	724973__	Revision No:	
Date Drawn:	Tue, Jul 26, 2022	Revision Date:	
Designed By:	CARA NORTCLIFF	Quote No:	

Items on Plan:

Default Style

Plan No.	Qty	Code	Hdg	Description	Dims	CC (M3)
1	1	BU66F	R	Base Unit FH	600/600/870	0.20
2	1	CB86FABO	R	Corner Base FH, No C/Post (400 Door)	800/600/870	0.26
3	1	BU66F3IDC	L	Base Unit FH w/1x Shallow Int. Drw & 2x Deep Int. Drw	600/600/870	0.20
3.1	1	HOBSHIELD6		Hobshield	600	
4	1	BU56FGL	L	Base Unit FH (LH End)	500/600/870	0.16
5	1	BBU6592R		Replacement End Matched Base Blender	650/920	
6	1	OH663AG2	R	Dbf Oven Hsg. (3A) (2 Ends)	600/600/2100	0.28
7	1	SU66SLFGL	R	Sink Unit FH w/Sink Liner (LH End)	600/600/870	0.20
8	1	WU672	R	Wall Unit	600/300/724	0.10
9	1	WU672	L	Wall Unit	600/300/724	0.10
10	1	WU672	R	Wall Unit	600/300/724	0.10
11	1	CWU672FP	L	Corner Wall (300 Door) (Flexi C/Post)	600/300/724	0.10
12	1	WU672GL	R	Wall Unit (LH End)	600/300/724	0.10
13	1	WU472G2	L	Wall Unit (2 Ends)	400/300/724	0.07
	1	FRONTPNL72		Frontal Matched Filler Panel (For C/Post)	720	

Total cubic metres of storage 1.87

Worktop Details:

Default Style

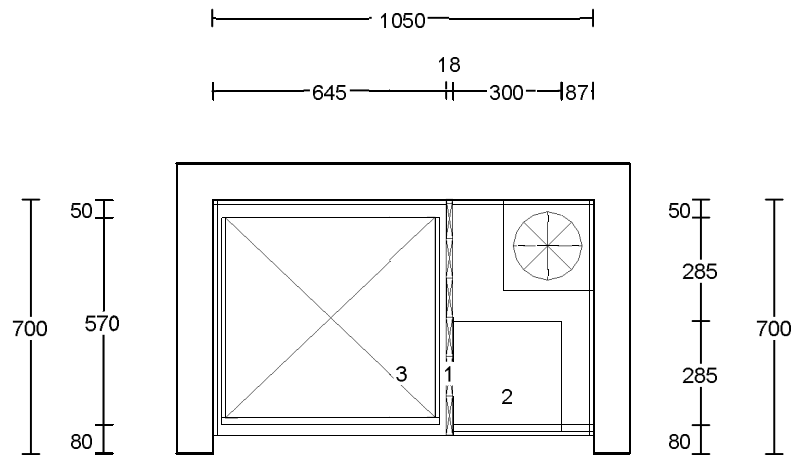
Plan No.	Qty	Code	Description	Dims
14	1	PWT	40mm PVC Edged / 40mm Premium / 30mm Hi Def Worktop	2600/600
15	1	PWT	40mm PVC Edged / 40mm Premium / 30mm Hi Def Worktop	1700/600
	1	PFUP3095	Laminate Upstand	3050/95
	1	PFUP3095	Laminate Upstand	3050/95

Accessories and Trims:

Default Style

Qty	Code	Description	Dims

1	BRKPLINTH	Plinth Corner Bracket (Pack of 2)	
2	CONPLINTHR	Replacement End Matched Continuous Plinth w/Plinth Seal	2600
1	CTRAYVFH6	Standard Internal Cutlery Tray (For BU66F3ID/BU66F4ID)	600
2	RUNITPROTECT	Kitchen Protective Material	
1	STSBACK600	Stainless Steel Splashback 600 X	750
1	TOPSEALBOLT	Topseal Easibolt Pack	
1	VENTGRILL200	Ventilation Grill - Flowrate	200cm2



WASHER
SPACE

650mm DEEP WORKTOP

PLEASE CHECK &
CONFIRM DIMENSIONS
& LAYOUT ON SITE
BEFORE ORDERING
CABINETS

Client: BLOOR HOMES

Site: BLOOR 2022

House Type: NSS 384 FORBES - UTILITY

House Type 2: UPGRADE

Drawing No: 724973U_

Revision No:

Scale: Scale-to-fit

Symphony®

THIS DRAWING AND THE COPYRIGHT THEREIN IS THE PROPERTY OF THE SYMPHONY GROUP PLC. THIS DRAWING IS ISSUED ON THE CONDITION THAT IT MUST NOT BE USED, COPIED OR EXHIBITED WITHOUT THE WRITTEN PERMISSION OF THE SYMPHONY GROUP PLC. ANY COMPONENTS OR ARTICLES MADE IN ACCORDANCE WITH THIS DRAWING MUST NOT BE USED FOR ANY OTHER PURPOSE THAN FOR WHICH THE DRAWING IS ISSUED.

THIS PLAN IS OFFERED AS A GUIDE ONLY FOR APPROVAL BY OUR CUSTOMER. NO RESPONSIBILITY IS UNDERTAKEN FOR ITS ACCURACY IN RELATION TO ORDERS PLACED FOR THE FITTING OF OUR GOODS WITHIN THE DIMENSIONS SHOWN.

**SCHEDULE &
CUBIC CAPACITY**



Client Name: BLOOR HOMES

Site Name: BLOOR 2022
NSS ISSUE 4

House Type: NSS 384 FORBES - UTILITY
UPGRADE

Drawing No: 724973U_
Date Drawn: Tue, Jul 26, 2022
Designed By:

Revision No:
Revision Date:

CARA NORTCLIFF

Quote No:

Items on Plan:

Default Style

Plan No.	Qty	Code	Hdg	Description	Dims	CC (M3)
1	1	BBU6592R		Replacement End Matched Base Blender	650/920	
2	1	BU33F	R	Reduced Depth Base Unit FH	300/300/870	0.05
Total cubic metres of storage						0.05

Worktop Details:

Default Style

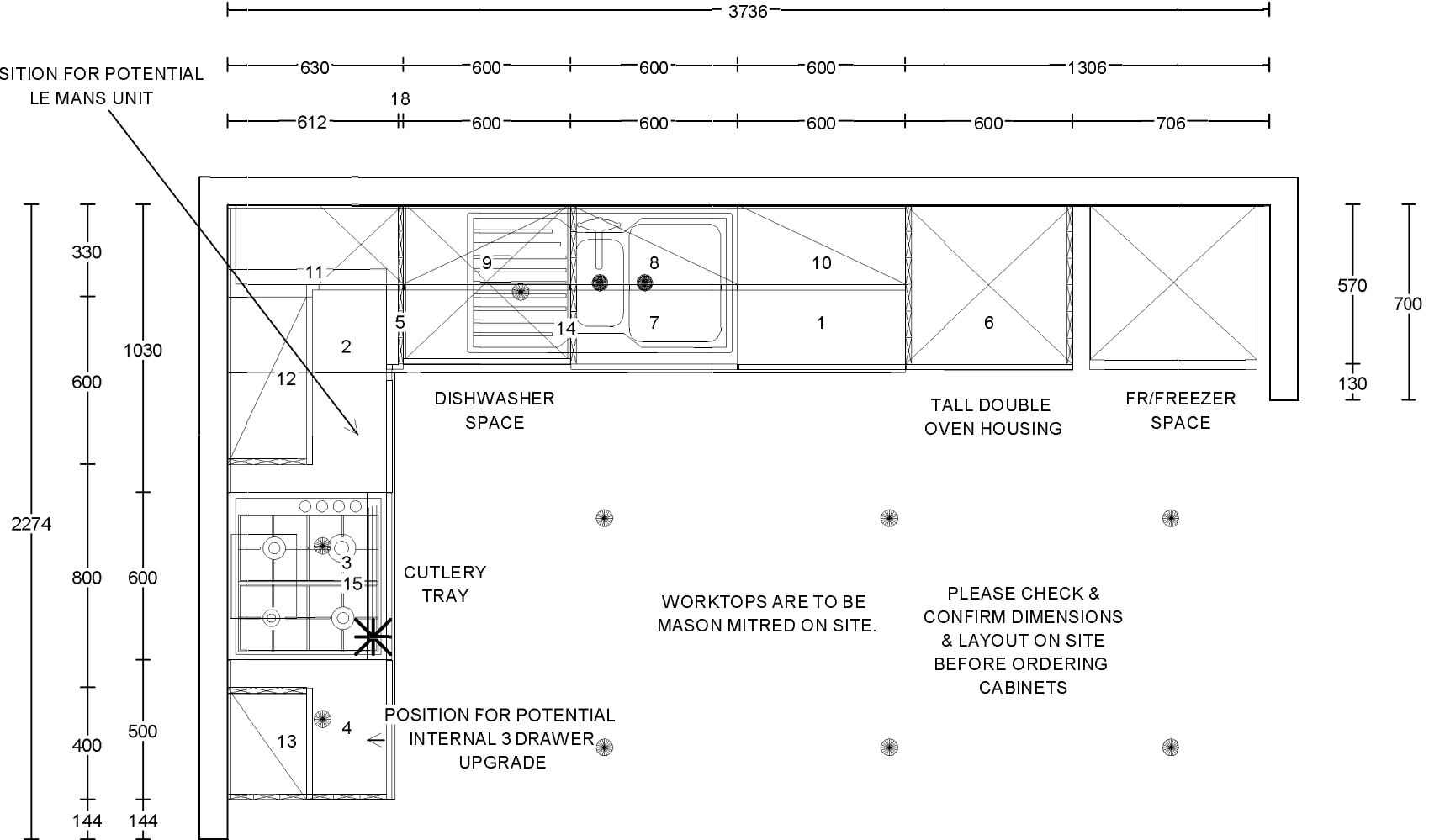
Plan No.	Qty	Code	Description	Dims
3	1	PWT	40mm PVC Edged / 40mm Premium / 30mm Hi Def Worktop	1200/650
	1	PFUP3095	Laminate Upstand	3050/95

Accessories and Trims:

Default Style

Qty	Code	Description	Dims
1	CONPLINTHR	Replacement End Matched Continuous Plinth w/Plinth Seal	2600
1	RUNITPROTECT	Kitchen Protective Material	

POSITION FOR POTENTIAL
LE MANS UNIT



Client:	BLOOR HOMES	Drawing No:	724975_
Site:	BLOOR 2022	Revision No:	
House Type:	NSS 384 FORBES - EXC UTILITY	Scale:	Scale-to-fit
House Type 2:	EXCLUSIVE		

Symphony

THIS DRAWING AND THE COPYRIGHT THEREIN IS THE PROPERTY OF THE SYMPHONY GROUP PLC. THIS DRAWING IS ISSUED ON THE CONDITION THAT IT MUST NOT BE USED, COPIED OR EXHIBITED WITHOUT THE WRITTEN PERMISSION OF THE SYMPHONY GROUP PLC. ANY COMPONENTS OR ARTICLES MADE IN ACCORDANCE WITH THIS DRAWING MUST NOT BE USED FOR ANY OTHER PURPOSE THAN FOR WHICH THE DRAWING IS ISSUED.

THIS PLAN IS OFFERED AS A GUIDE ONLY FOR APPROVAL BY OUR CUSTOMER. NO RESPONSIBILITY IS UNDERTAKEN FOR ITS ACCURACY IN RELATION TO ORDERS PLACED FOR THE FITTING OF OUR GOODS WITHIN THE DIMENSIONS SHOWN.

**SCHEDULE &
CUBIC CAPACITY**



Client Name:	BLOOR HOMES	Site Name:	BLOOR 2022 NSS ISSUE 4
House Type:	NSS 384 FORBES - EXC UTILITY EXCLUSIVE		
Drawing No:	724975__	Revision No:	
Date Drawn:	Tue, Jul 26, 2022	Revision Date:	
Designed By:	CARA NORTCLIFF	Quote No:	

Items on Plan:

Default Style

Plan No.	Qty	Code	Hdg	Description	Dims	CC (M3)
1	1	BU66F	R	Base Unit FH	600/600/870	0.20
2	1	CB86FABO	R	Corner Base FH, No C/Post (400 Door)	800/600/870	0.26
3	1	BU66F3IDC	L	Base Unit FH w/1x Shallow Int. Drw & 2x Deep Int. Drw	600/600/870	0.20
3.1	1	HOBSHIELD6		Hobshield	600	
4	1	BU56FGL	L	Base Unit FH (LH End)	500/600/870	0.16
5	1	BBU6592R		Replacement End Matched Base Blender	650/920	
6	1	OH663AG2	R	Dbt Oven Hsg. (3A) (2 Ends)	600/600/2100	0.28
7	1	SU66SLFGL	R	Sink Unit FH w/Sink Liner (LH End)	600/600/870	0.20
8	1	WU672	R	Wall Unit	600/300/724	0.10
9	1	WU672	L	Wall Unit	600/300/724	0.10
10	1	WU672	R	Wall Unit	600/300/724	0.10
11	1	CWU672FP	L	Corner Wall (300 Door) (Flexi C/Post)	600/300/724	0.10
12	1	WU672GL	R	Wall Unit (LH End)	600/300/724	0.10
13	1	WU472G2	L	Wall Unit (2 Ends)	400/300/724	0.07
	1	FRONTPNL72		Frontal Matched Filler Panel (For C/Post)	720	

**Total cubic metres of
storage**

1.87

Worktop Details:

Default Style

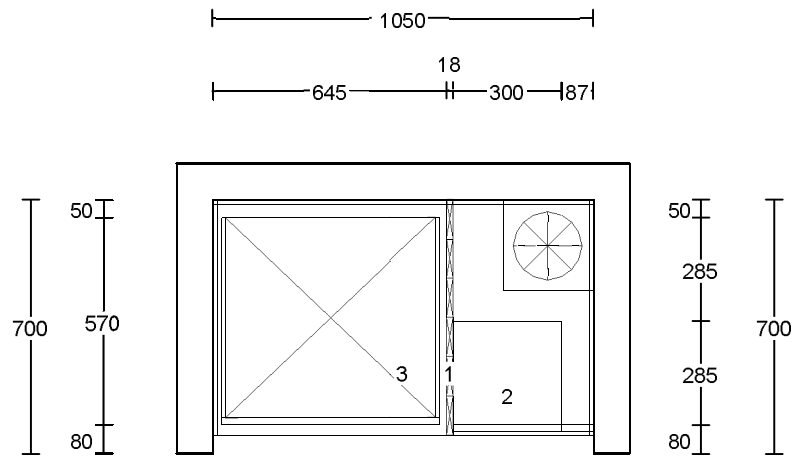
Plan No.	Qty	Code	Description	Dims
14	1	PWT	40mm PVC Edged / 40mm Premium / 30mm Hi Def Worktop	2600/600
15	1	PWT	40mm PVC Edged / 40mm Premium / 30mm Hi Def Worktop	1700/600
	1	PFUP3095	Laminate Upstand	3050/95
	1	PFUP3095	Laminate Upstand	3050/95

Accessories and Trims:

Default Style

Qty	Code	Description	Dims

1	BRKPLINTH	Plinth Corner Bracket (Pack of 2)	
2	CONPLINTHR	Replacement End Matched Continuous Plinth w/Plinth Seal	2600
1	CTRAYVFH6	Standard Internal Cutlery Tray (For BU66F3ID/BU66F4ID)	600
1	GLSPASH675	Glass Splashback	600/750
2	RUNITPROTECT	Kitchen Protective Material	
1	TOPSEALBOLT	Topseal Easibolt Pack	
1	VENTGRILL200	Ventilation Grill - Flowrate	200cm2



WASHER
SPACE

650mm DEEP WORKTOP

PLEASE CHECK &
CONFIRM DIMENSIONS
& LAYOUT ON SITE
BEFORE ORDERING
CABINETS

Client:	BLOOR HOMES	Drawing No:	724975U_	Symphony [®]
Site:	BLOOR 2022	Revision No:		
House Type:	NSS 384 FORBES - UTILITY	Scale:	Scale-to-fit	
House Type 2:	EXCLUSIVE			

THIS DRAWING AND THE COPYRIGHT THEREIN IS THE PROPERTY OF THE SYMPHONY GROUP PLC. THIS DRAWING IS ISSUED ON THE CONDITION THAT IT MUST NOT BE USED, COPIED OR EXHIBITED WITHOUT THE WRITTEN PERMISSION OF THE SYMPHONY GROUP PLC. ANY COMPONENTS OR ARTICLES MADE IN ACCORDANCE WITH THIS DRAWING MUST NOT BE USED FOR ANY OTHER PURPOSE THAN FOR WHICH THE DRAWING IS ISSUED.

THIS PLAN IS OFFERED AS A GUIDE ONLY FOR APPROVAL BY OUR CUSTOMER. NO RESPONSIBILITY IS UNDERTAKEN FOR ITS ACCURACY IN RELATION TO ORDERS PLACED FOR THE FITTING OF OUR GOODS WITHIN THE DIMENSIONS SHOWN.

**SCHEDULE &
CUBIC CAPACITY**



Client Name:	BLOOR HOMES	Site Name:	BLOOR 2022 NSS ISSUE 4
House Type:	NSS 384 FORBES - UTILITY EXCLUSIVE		
Drawing No:	724975U_	Revision No:	
Date Drawn:	Tue, Jul 26, 2022	Revision Date:	
Designed By:	CARA NORTCLIFF	Quote No:	

Items on Plan:		Default Style				
Plan No.	Qty	Code	Hdg	Description	Dims	CC (M3)
1	1	BBU6592R		Replacement End Matched Base Blender	650/920	
2	1	BU33F	R	Reduced Depth Base Unit FH	300/300/870	0.05
Total cubic metres of storage						0.05

Worktop Details:		Default Style				
Plan No.	Qty	Code	Description	Dims		
3	1	PWT	40mm PVC Edged / 40mm Premium / 30mm Hi Def Worktop	1200/650		
	1	PFUP3095	Laminate Upstand	3050/95		

Accessories and Trims:		Default Style				
Qty	Code	Description	Dims			
1	CONPLINTHR	Replacement End Matched Continuous Plinth w/Plinth Seal	2600			
1	RUNITPROTECT	Kitchen Protective Material				