

Client:	BLOOR HOMES	Drawing No:	723748__
Site:	CLASSIC NSS	Revision No:	
House Type:	NSS.M4B6P SWENSON EXCL. UTILITY	Scale:	Scale-to-fit
House Type 2:	RENTED		



THIS DRAWING AND THE COPYRIGHT THEREIN IS THE PROPERTY OF THE SYMPHONY GROUP PLC. THIS DRAWING IS ISSUED ON THE CONDITION THAT IT MUST NOT BE USED, COPIED OR EXHIBITED WITHOUT THE WRITTEN PERMISSION OF THE SYMPHONY GROUP PLC. ANY COMPONENTS OR ARTICLES MADE IN ACCORDANCE WITH THIS DRAWING MUST NOT BE USED FOR ANY OTHER PURPOSE THAN FOR WHICH THE DRAWING IS ISSUED.

THIS PLAN IS OFFERED AS A GUIDE ONLY FOR APPROVAL BY OUR CUSTOMER. NO RESPONSIBILITY IS UNDERTAKEN FOR ITS ACCURACY IN RELATION TO ORDERS PLACED FOR THE FITTING OF OUR GOODS WITHIN THE DIMENSIONS SHOWN.

**SCHEDULE &  
CUBIC CAPACITY**



Client Name:	BLOOR HOMES	Site Name:	CLASSIC NSS 2018 SOCIAL ISSUE 4
House Type:	NSS.M4B6P SWENSON EXCL. UTILITY RENTED		
Drawing No:	723748__	Revision No:	
Date Drawn:	Tue, Dec 7, 2021	Revision Date:	
Designed By:	CARA NORTCLIFF	Quote No:	

Items on Plan: Default Style

Plan No.	Qty	Code	Hdg	Description	Dims	CC (M3)
1	1	BU56F	L	Base Unit FH	500/600/870	0.16
2	1	DU66D		Drawer Unit	600/600/870	0.19
3	1	BU66F	L	Base Unit FH	600/600/870	0.20
4	1	BU66F	R	Base Unit FH	600/600/870	0.20
5	1	BU66F	R	Base Unit FH	600/600/870	0.20
6	1	CB126F	L	Corner Base FH (600 Door)	1200/600/870	0.41
7	1	BU86F		Base Unit FH	800/600/870	0.26
8	1	BU66F	L	Base Unit FH	600/600/870	0.20
9	1	BR6623	R	Broom Unit	600/600/2276	0.63
10	1	WU690	L	Wall Unit	600/300/900	0.13
11	1	WU590	L	Wall Unit	500/300/900	0.11
12	1	WU390	L	Wall Unit	300/300/900	0.06
13	1	WU4590	L	Wall Unit	450/300/900	0.09
14	1	WU4590	R	Wall Unit	450/300/900	0.09

**Total cubic metres of storage 2.93**

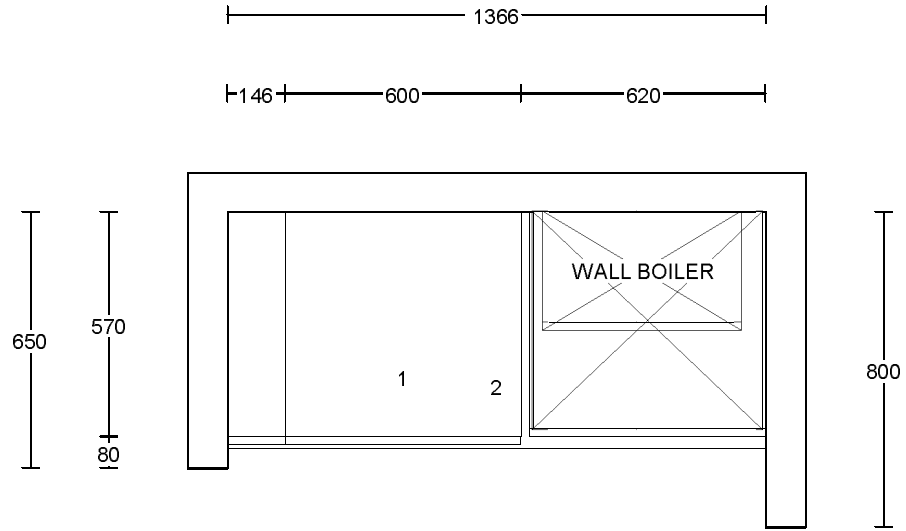
Worktop Details: Default Style

Plan No.	Qty	Code	Description	Dims
15	1	PF40	40mm P/F Worktop	3100/600
16	1	PF40	40mm P/F Worktop	2200/600
17	1	PF40	40mm P/F Worktop	610/600

Accessories and Trims: Default Style

Qty	Code	Description	Dims
2	BRKPLINTH	Plinth Corner Bracket (Pack of 2)	
4	CONPLINTHC	Carcase Matched Continuous Plinth w/Plinth Seal	2600
1	ECOBIN4	Triple Ecobin	400
2	RUNITPROTECT	Kitchen Protective Material	
1	STRIPALP4010	Alum. P/F Strip (10)	40/665mm
3	STRIPALS4010	Alum. P/F End Cap (10)	40/650

1	WFF372	Frontal Matched Wall Filler Panel	724
---	--------	--------------------------------------	-----



Client: BLOOR HOMES  
 Site: CLASSIC NSS  
 House Type: NSS.M4B6P SWENSON UTILITY  
 House Type 2: RENTED

Drawing No: 723748U\_  
 Revision No:  
 Scale: Scale-to-fit

Symphony®

**SCHEDULE &  
CUBIC CAPACITY**



Client Name: BLOOR HOMES Site Name: CLASSIC NSS  
2018 SOCIAL ISSUE 4

House Type: NSS.M4B6P SWENSON UTILITY  
RENTED

Drawing No: 723748U\_ Revision No:  
Date Drawn: Tue, Dec 7, 2021 Revision Date:  
Designed By: CARA NORTCLIFF Quote No:

Items on Plan: Default Style

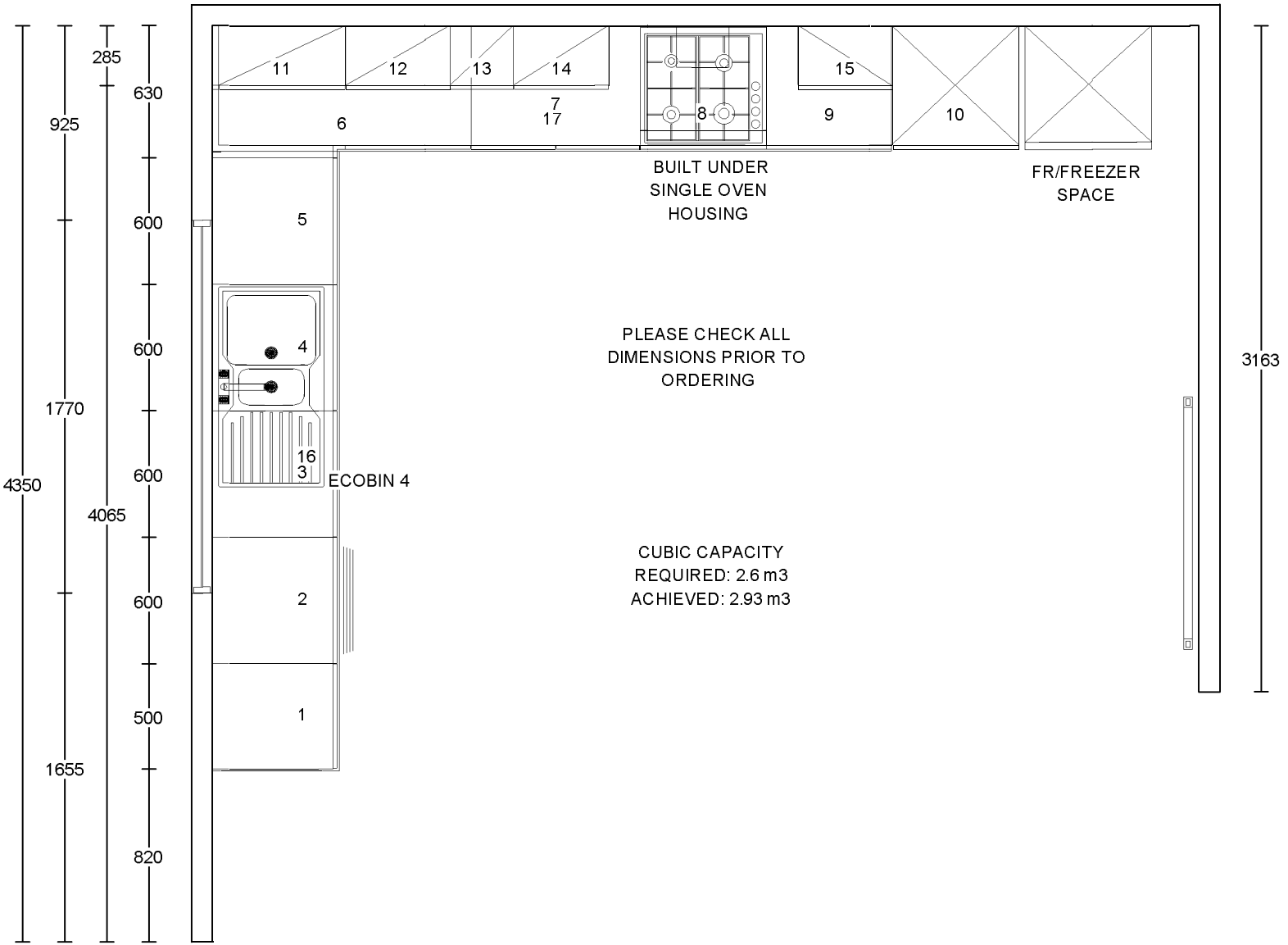
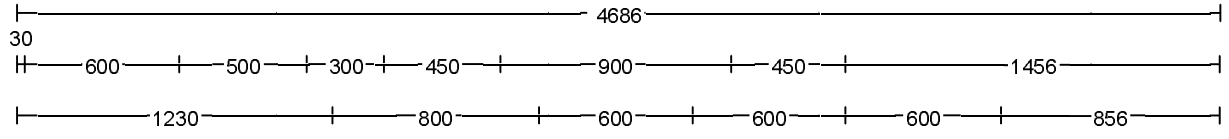
Plan No.	Qty	Code	Hdg	Description	Dims	CC (M3)
1	1	BU66F	L	Base Unit FH	600/600/870	0.20
	1	BWU390C		Carcase Matched Wall Blender (For Filler)	352/970	
<b>Total cubic metres of storage</b>						<b>0.20</b>

Worktop Details: Default Style

Plan No.	Qty	Code	Description	Dims
2	1	PF40	40mm P/F Worktop	1500/600

Accessories and Trims: Default Style

Qty	Code	Description	Dims
1	BRKPLINTH	Plinth Corner Bracket (Pack of 2)	
1	CONPLINTHC	Carcase Matched Continuous Plinth w/Plinth Seal	2600
1	RUNITPROTECT	Kitchen Protective Material	



Client:	BLOOR HOMES	Drawing No:	723749__
Site:	CLASSIC NSS	Revision No:	
House Type:	NSS.M4B6P SWENSON EXCL. UTILITY	Scale:	Scale-to-fit
House Type 2:	SHARED		



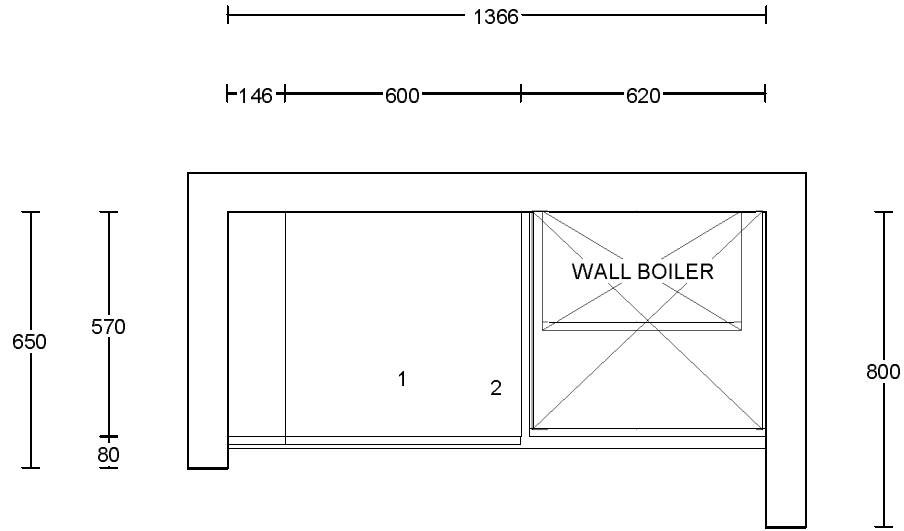
THIS DRAWING AND THE COPYRIGHT THEREIN IS THE PROPERTY OF THE SYMPHONY GROUP PLC. THIS DRAWING IS ISSUED ON THE CONDITION THAT IT MUST NOT BE USED, COPIED OR EXHIBITED WITHOUT THE WRITTEN PERMISSION OF THE SYMPHONY GROUP PLC. ANY COMPONENTS OR ARTICLES MADE IN ACCORDANCE WITH THIS DRAWING MUST NOT BE USED FOR ANY OTHER PURPOSE THAN FOR WHICH THE DRAWING IS ISSUED.

THIS PLAN IS OFFERED AS A GUIDE ONLY FOR APPROVAL BY OUR CUSTOMER. NO RESPONSIBILITY IS UNDERTAKEN FOR ITS ACCURACY IN RELATION TO ORDERS PLACED FOR THE FITTING OF OUR GOODS WITHIN THE DIMENSIONS SHOWN.



1	WFF372	Frontal Matched Wall Filler Panel	724
---	--------	--------------------------------------	-----





Client: BLOOR HOMES

Site: CLASSIC NSS

House Type: NSS.M4B6P SWENSON UTILITY

House Type 2: SHARED

Drawing No: 723749U\_

Revision No:

Scale: Scale-to-fit

Symphony®

**SCHEDULE &  
CUBIC CAPACITY**



Client Name:	BLOOR HOMES	Site Name:	CLASSIC NSS 2018 SOCIAL ISSUE 4
House Type:	NSS.M4B6P SWENSON UTILITY SHARED		
Drawing No:	723749U_	Revision No:	
Date Drawn:	Tue, Dec 7, 2021	Revision Date:	
Designed By:	CARA NORTCLIFF	Quote No:	

Items on Plan: Default Style

Plan No.	Qty	Code	Hdg	Description	Dims	CC (M3)
1	1	BU66F	L	Base Unit FH	600/600/870	0.20
	1	BWU390C		Carcase Matched Wall Blender (For Filler)	352/970	
<b>Total cubic metres of storage</b>						<b>0.20</b>

Worktop Details: Default Style

Plan No.	Qty	Code	Description	Dims
2	1	PF40	40mm P/F Worktop	1500/600

Accessories and Trims: Default Style

Qty	Code	Description	Dims
1	BRKPLINTH	Plinth Corner Bracket (Pack of 2)	
1	CONPLINTHC	Carcase Matched Continuous Plinth w/Plinth Seal	2600
1	RUNITPROTECT	Kitchen Protective Material	