

Client:	BLOOR HOMES	Drawing No:	724935_A
Site:	BLOOR 2022	Revision No:	A
House Type:	NSS 470 HOPKINS- EXCL UTILITY	Scale:	Scale-to-fit
House Type 2:	STANDARD		



THIS DRAWING AND THE COPYRIGHT THEREIN IS THE PROPERTY OF THE SYMPHONY GROUP PLC. THIS DRAWING IS ISSUED ON THE CONDITION THAT IT MUST NOT BE USED, COPIED OR EXHIBITED WITHOUT THE WRITTEN PERMISSION OF THE SYMPHONY GROUP PLC. ANY COMPONENTS OR ARTICLES MADE IN ACCORDANCE WITH THIS DRAWING MUST NOT BE USED FOR ANY OTHER PURPOSE THAN FOR WHICH THE DRAWING IS ISSUED.

THIS PLAN IS OFFERED AS A GUIDE ONLY FOR APPROVAL BY OUR CUSTOMER. NO RESPONSIBILITY IS UNDERTAKEN FOR ITS ACCURACY IN RELATION TO ORDERS PLACED FOR THE FITTING OF OUR GOODS WITHIN THE DIMENSIONS SHOWN.

**SCHEDULE &  
CUBIC CAPACITY**



Client Name:	BLOOR HOMES	Site Name:	BLOOR 2022 NSS ISSUE 4
House Type:	NSS 470 HOPKINS- EXCL UTILITY STANDARD		
Drawing No:	724935_A	Revision No:	A
Date Drawn:	Wed, Oct 12, 2022	Revision Date:	11.10.22
Designed By:	CARA NORTCLIFF	Quote No:	

Items on Plan:

Default Style

Plan No.	Qty	Code	Hdg	Description	Dims	CC (M3)
1	1	OH663A	L	Dbl Oven Hsg. (3A)	600/600/2100	0.28
2	1	BU56F	L	Base Unit FH	500/600/870	0.16
3	1	BU66F3IDC	R	Base Unit FH w/1x Shallow Int. Drw & 2x Deep Int. Drw	600/600/870	0.20
4	1	BU56F	R	Base Unit FH	500/600/870	0.16
5	1	BU46F	R	Base Unit FH	400/600/870	0.13
6	1	CB126FFP	L	Corner Base FH (600 Door) (Flexi C/Post)	1200/600/870	0.41
7	1	SU66SLF	R	Sink Unit FH w/Sink Liner	600/600/870	0.20
8	1	BU66F	R	Base Unit FH	600/600/870	0.20
9	1	BBU6592C		Carcase Matched Base Blender	650/920	
10	1	WU472	L	Wall Unit	400/300/724	0.07
11	1	WU472	R	Wall Unit	400/300/724	0.07
12	1	WU472	R	Wall Unit	400/300/724	0.07
13	1	CWU672FP	R	Corner Wall (300 Door) (Flexi C/Post)	600/300/724	0.10
14	1	WU372	L	Wall Unit	300/300/724	0.05
15	1	WU672	L	Wall Unit	600/300/724	0.10
16	1	WU672	R	Wall Unit	600/300/724	0.10
17	1	WU672	L	Wall Unit	600/300/724	0.10
18	1	WU672	R	Wall Unit	600/300/724	0.10
	1	HOBSHIELD6		Hobshield	600	
	1	CONPLINTHC		Carcase Matched Continuous Plinth (For Tall Filler)	2600	

**Total cubic metres of  
storage**

**2.50**

Worktop Details:

Default Style

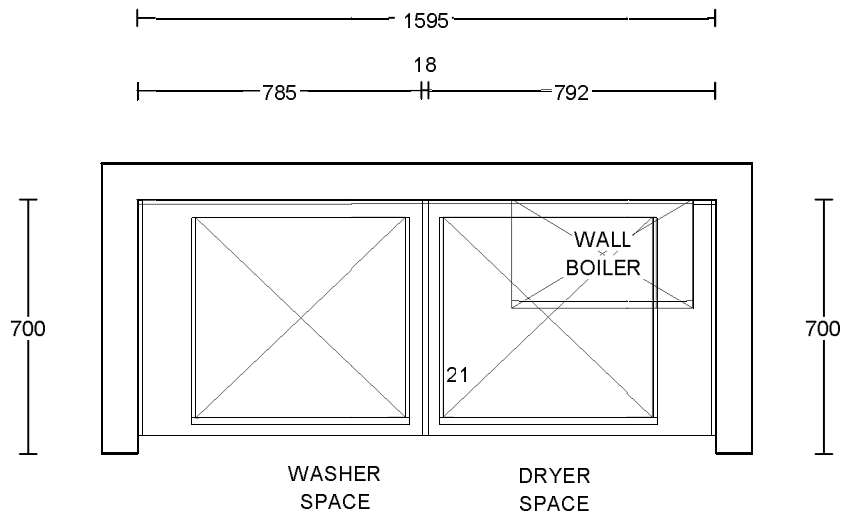
Plan No.	Qty	Code	Description	Dims
19	1	PWT	40mm PVC Edged / 40mm Premium / 30mm Hi Def Worktop	2200/600
20	1	PWT	40mm PVC Edged / 40mm Premium / 30mm Hi Def Worktop	3200/600
	1	PFUP3095	Laminate Upstand	3050/95

1	PFUP3095	Laminate Upstand	3050/95
1	PFUP3095	Laminate Upstand	3050/95

Accessories and Trims:

Default Style

Qty	Code	Description	Dims
2	BRKPLINTH	Plinth Corner Bracket (Pack of 2)	
3	CONPLINTHC	Carcase Matched Continuous Plinth w/Plinth Seal	2600
1	CTRAYVFH6	Standard Internal Cutlery Tray (For BU66F3ID/BU66F4ID)	600
2	RUNITPROTECT	Kitchen Protective Material	
1	STSBACK600	Stainless Steel Splashback 600 X	750
1	TOPSEALBOLT	Topseal Easibolt Pack	
1	VENTGRILL200	Ventilation Grill - Flowrate	200cm2



650mm DEEP WORKTOPS

PLEASE CHECK &  
CONFIRM DIMENSIONS  
& LAYOUT ON SITE  
BEFORE ORDERING  
CABINETS

Client:	BLOOR HOMES	Drawing No:	724935U_	<b>Symphony</b> <sup>®</sup>
Site:	BLOOR 2022	Revision No:		
House Type:	NSS 470 HOPKINS- UTILITY	Scale:	Scale-to-fit	
House Type 2:	STANDARD			

THIS DRAWING AND THE COPYRIGHT THEREIN IS THE PROPERTY OF THE SYMPHONY GROUP PLC. THIS DRAWING IS ISSUED ON THE CONDITION THAT IT MUST NOT BE USED, COPIED OR EXHIBITED WITHOUT THE WRITTEN PERMISSION OF THE SYMPHONY GROUP PLC. ANY COMPONENTS OR ARTICLES MADE IN ACCORDANCE WITH THIS DRAWING MUST NOT BE USED FOR ANY OTHER PURPOSE THAN FOR WHICH THE DRAWING IS ISSUED.

THIS PLAN IS OFFERED AS A GUIDE ONLY FOR APPROVAL BY OUR CUSTOMER. NO RESPONSIBILITY IS UNDERTAKEN FOR ITS ACCURACY IN RELATION TO ORDERS PLACED FOR THE FITTING OF OUR GOODS WITHIN THE DIMENSIONS SHOWN.

**SCHEDULE &  
CUBIC CAPACITY**

**Symphony**<sup>®</sup>

Client Name: BLOOR HOMES

Site Name: BLOOR 2022  
NSS ISSUE 4

House Type: NSS 470 HOPKINS- UTILITY  
STANDARD

Drawing No: 724935U\_  
Date Drawn: Wed, Oct 12, 2022  
Designed By:

Revision No:  
Revision Date:

CARA NORTCLIFF

Quote No:

Items on Plan:

Default Style

Plan No.	Qty	Code	Hdg	Description	Dims	CC (M3)
1	1	BBU6592C		Carcase Matched Base Blender	650/920	
	1	BBU6592C		Carcase Matched Base Blender 650/920 TO BOX BOILER PIPES		
	1	BBU6592C		Carcase Matched Base Blender 650/920 TO BOX BOILER PIPES		

**Total cubic metres of  
storage**

Worktop Details:

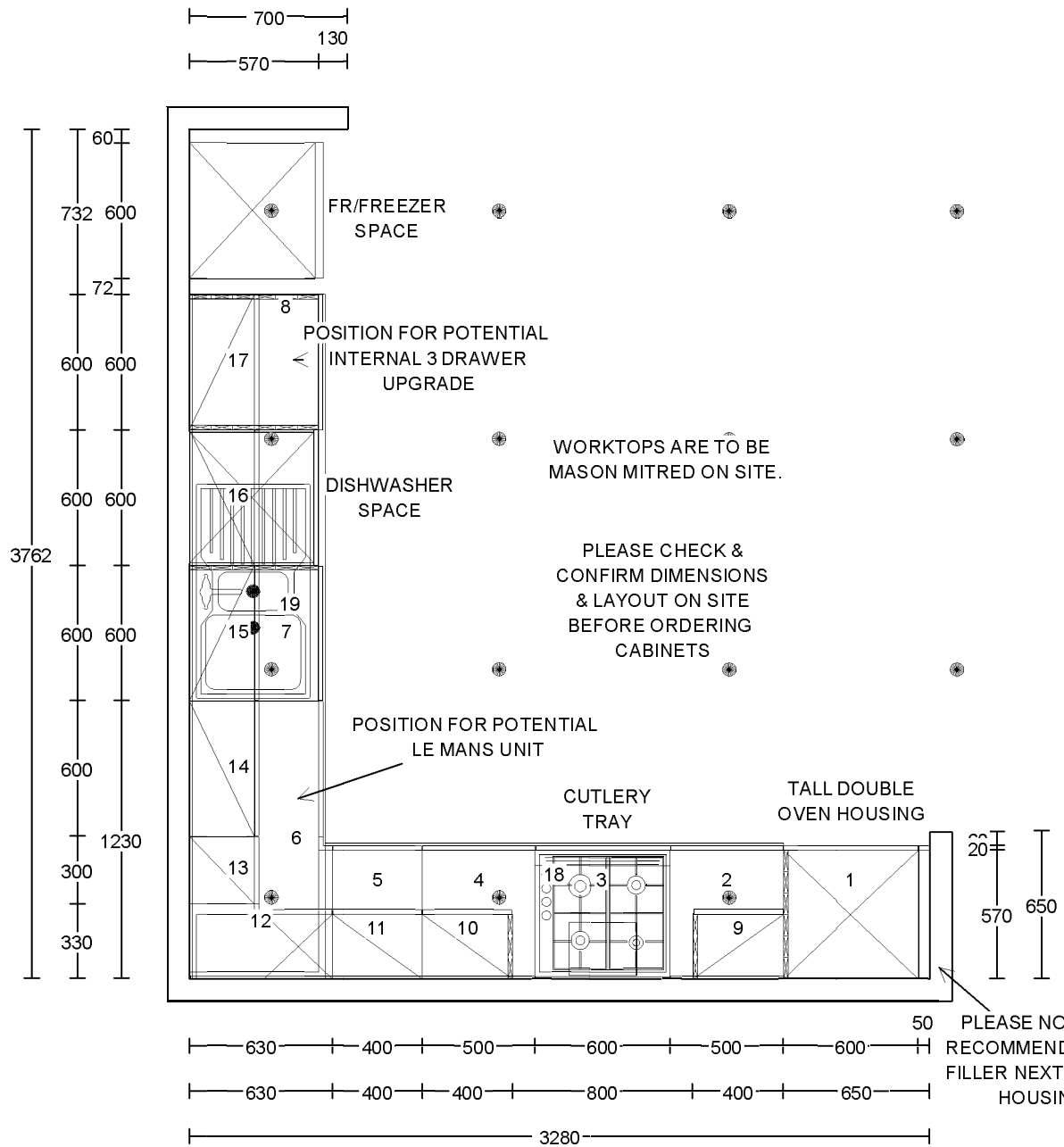
Default Style

Plan No.	Qty	Code	Description	Dims
2	1	PWT	40mm PVC Edged / 40mm Premium / 30mm Hi Def Worktop	1700/650
	1	PFUP3095	Laminate Upstand	3050/95
	1	PFUP3095	Laminate Upstand	3050/95

Accessories and Trims:

Default Style

Qty	Code	Description	Dims
1	RUNITPROTECT	Kitchen Protective Material	



Client:	BLOOR HOMES	Drawing No:	724937__
Site:	BLOOR 2022	Revision No:	
House Type:	NSS 470 HOPKINS- EXCL UTILITY	Scale:	Scale-to-fit
House Type 2:	UPGRADE		

**Symphony**®

THIS DRAWING AND THE COPYRIGHT THEREIN IS THE PROPERTY OF THE SYMPHONY GROUP PLC. THIS DRAWING IS ISSUED ON THE CONDITION THAT IT MUST NOT BE USED, COPIED OR EXHIBITED WITHOUT THE WRITTEN PERMISSION OF THE SYMPHONY GROUP PLC. ANY COMPONENTS OR ARTICLES MADE IN ACCORDANCE WITH THIS DRAWING MUST NOT BE USED FOR ANY OTHER PURPOSE THAN FOR WHICH THE DRAWING IS ISSUED.

THIS PLAN IS OFFERED AS A GUIDE ONLY FOR APPROVAL BY OUR CUSTOMER. NO RESPONSIBILITY IS UNDERTAKEN FOR ITS ACCURACY IN RELATION TO ORDERS PLACED FOR THE FITTING OF OUR GOODS WITHIN THE DIMENSIONS SHOWN.

**SCHEDULE &  
CUBIC CAPACITY**



Client Name:	BLOOR HOMES	Site Name:	BLOOR 2022 NSS ISSUE 4
House Type:	NSS 470 HOPKINS- EXCL UTILITY UPGRADE		
Drawing No:	724937__	Revision No:	
Date Drawn:	Tue, Jul 26, 2022	Revision Date:	
Designed By:	CARA NORTCLIFF	Quote No:	

Items on Plan:

Default Style

Plan No.	Qty	Code	Hdg	Description	Dims	CC (M3)
1	1	OH663AGR	L	Dbl Oven Hsg. (3A) (RH End)	600/600/2100	0.28
2	1	BU56F	L	Base Unit FH	500/600/870	0.16
3	1	BU66F3IDC	R	Base Unit FH w/1x Shallow Int. Drw & 2x Deep Int. Drw	600/600/870	0.20
4	1	BU56F	R	Base Unit FH	500/600/870	0.16
5	1	BU46F	R	Base Unit FH	400/600/870	0.13
6	1	CB126FFP	L	Corner Base FH (600 Door) (Flexi C/Post)	1200/600/870	0.41
7	1	SU66SLFGR	R	Sink Unit FH w/Sink Liner (RH End)	600/600/870	0.20
8	1	BU66FG2	R	Base Unit FH (2 Ends)	600/600/870	0.20
9	1	WU472GR	L	Wall Unit (RH End)	400/300/724	0.07
10	1	WU472GL	R	Wall Unit (LH End)	400/300/724	0.07
11	1	WU472	R	Wall Unit	400/300/724	0.07
12	1	CWU672FP	R	Corner Wall (300 Door) (Flexi C/Post)	600/300/724	0.10
13	1	WU372	L	Wall Unit	300/300/724	0.05
14	1	WU672	L	Wall Unit	600/300/724	0.10
15	1	WU672	R	Wall Unit	600/300/724	0.10
16	1	WU672	L	Wall Unit	600/300/724	0.10
17	1	WU672GR	R	Wall Unit (RH End)	600/300/724	0.10
	1	HOBSHIELD6		Hobshield	600	
	1	CONPLINTR		Replacement End Matched Continuous Plinth (For Tall Filler)	2800	

**Total cubic metres of storage**

**2.50**

Worktop Details:

Default Style

Plan No.	Qty	Code	Description	Dims
18	1	PWT	40mm PVC Edged / 40mm Premium / 30mm Hi Def Worktop	2200/600
19	1	PWT	40mm PVC Edged / 40mm Premium / 30mm Hi Def Worktop	3200/600
	1	PFUP3095	Laminate Upstand	3050/95

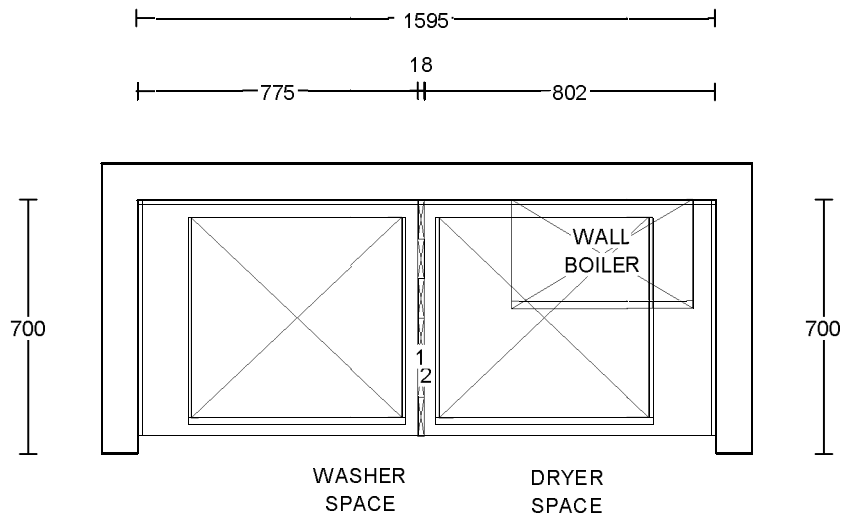
1	PFUP3095	Laminate Upstand	3050/95
1	PFUP3095	Laminate Upstand	3050/95

Accessories and Trims:

Default Style

Qty	Code	Description	Dims
3	CONPLINTHR	Replacement End Matched Continuous Plinth w/Plinth Seal	2600
1	CTRAYVFH6	Standard Internal Cutlery Tray (For BU66F3ID/BU66F4ID)	600
2	RUNITPROTECT	Kitchen Protective Material	
1	STSBACK600	Stainless Steel Splashback 600 X	750
1	TOPSEALBOLT	Topseal Easibolt Pack	
1	VENTGRILL200	Ventilation Grill - Flowrate	200cm2





650mm DEEP WORKTOPS

PLEASE CHECK &  
CONFIRM DIMENSIONS  
& LAYOUT ON SITE  
BEFORE ORDERING  
CABINETS

Client: BLOOR HOMES

Site: BLOOR 2022

House Type: NSS 470 HOPKINS- UTILITY

House Type 2: UPGRADE

Drawing No: 724937U\_

Revision No:

Scale: Scale-to-fit

Symphony®

THIS DRAWING AND THE COPYRIGHT THEREIN IS THE PROPERTY OF THE SYMPHONY GROUP PLC. THIS DRAWING IS ISSUED ON THE CONDITION THAT IT MUST NOT BE USED, COPIED OR EXHIBITED WITHOUT THE WRITTEN PERMISSION OF THE SYMPHONY GROUP PLC. ANY COMPONENTS OR ARTICLES MADE IN ACCORDANCE WITH THIS DRAWING MUST NOT BE USED FOR ANY OTHER PURPOSE THAN FOR WHICH THE DRAWING IS ISSUED.

THIS PLAN IS OFFERED AS A GUIDE ONLY FOR APPROVAL BY OUR CUSTOMER. NO RESPONSIBILITY IS UNDERTAKEN FOR ITS ACCURACY IN RELATION TO ORDERS PLACED FOR THE FITTING OF OUR GOODS WITHIN THE DIMENSIONS SHOWN.

**SCHEDULE &  
CUBIC CAPACITY**



Client Name:	BLOOR HOMES	Site Name:	BLOOR 2022 NSS ISSUE 4
House Type:	NSS 470 HOPKINS- UTILITY UPGRADE		
Drawing No:	724937U_	Revision No:	
Date Drawn:	Tue, Jul 26, 2022	Revision Date:	
Designed By:	CARA NORTCLIFF	Quote No:	

Items on Plan: Default Style

Plan No.	Qty	Code	Hdg	Description	Dims	CC (M3)
1	1	BBU6592R		Replacement End Matched Base Blender	650/920	
	1	BBU6592R		Replacement End Matched Base Blender 650/920 TO BOX BOILER PIPES		
	1	BBU6592R		Replacement End Matched Base Blender 650/920 TO BOX BOILER PIPES		

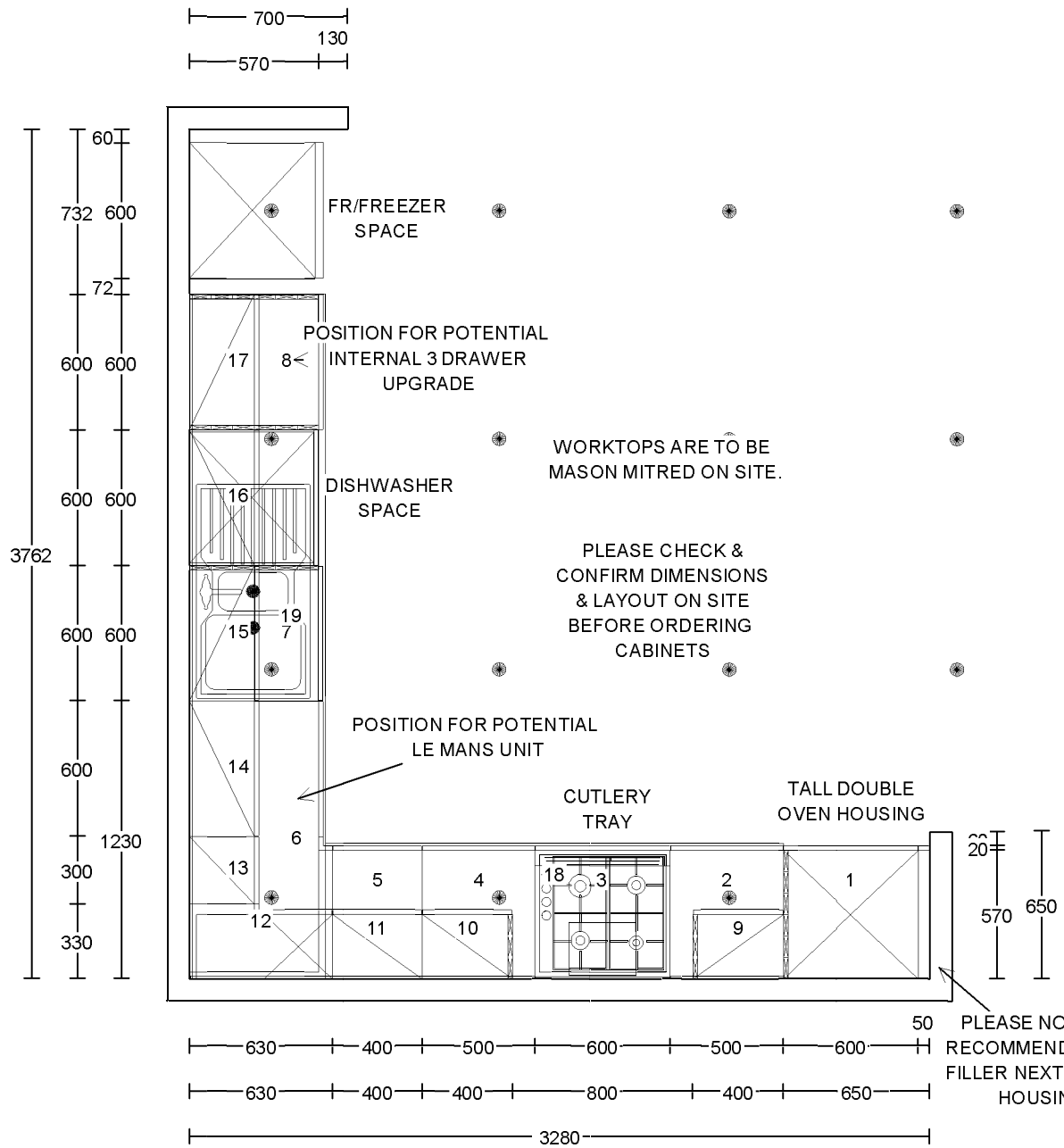
**Total cubic metres of  
storage**

Worktop Details: Default Style

Plan No.	Qty	Code	Description	Dims
2	1	PWT	40mm PVC Edged / 40mm Premium / 30mm Hi Def Worktop	1700/650
	1	PFUP3095	Laminate Upstand	3050/95
	1	PFUP3095	Laminate Upstand	3050/95

Accessories and Trims: Default Style

Qty	Code	Description	Dims
1	RUNITPROTECT	Kitchen Protective Material	



Client:	BLOOR HOMES	Drawing No:	724939
Site:	BLOOR 2022	Revision No:	
House Type:	NSS 470 HOPKINS- EXCL UTILITY	Scale:	Scale-to-fit
House Type 2:	EXCLUSIVE		



THIS DRAWING AND THE COPYRIGHT THEREIN IS THE PROPERTY OF THE SYMPHONY GROUP PLC. THIS DRAWING IS ISSUED ON THE CONDITION THAT IT MUST NOT BE USED, COPIED OR EXHIBITED WITHOUT THE WRITTEN PERMISSION OF THE SYMPHONY GROUP PLC. ANY COMPONENTS OR ARTICLES MADE IN ACCORDANCE WITH THIS DRAWING MUST NOT BE USED FOR ANY OTHER PURPOSE THAN FOR WHICH THE DRAWING IS ISSUED.

THIS PLAN IS OFFERED AS A GUIDE ONLY FOR APPROVAL BY OUR CUSTOMER. NO RESPONSIBILITY IS UNDERTAKEN FOR ITS ACCURACY IN RELATION TO ORDERS PLACED FOR THE FITTING OF OUR GOODS WITHIN THE DIMENSIONS SHOWN.

**SCHEDULE &  
CUBIC CAPACITY**



Client Name:	BLOOR HOMES	Site Name:	BLOOR 2022 NSS ISSUE 4
House Type:	NSS 470 HOPKINS- EXCL UTILITY EXCLUSIVE		
Drawing No:	724939__	Revision No:	
Date Drawn:	Tue, Jul 26, 2022	Revision Date:	
Designed By:	CARA NORTCLIFF	Quote No:	

Items on Plan:

Default Style

Plan No.	Qty	Code	Hdg	Description	Dims	CC (M3)
1	1	OH663AGR	L	Dbl Oven Hsg. (3A) (RH End)	600/600/2100	0.28
2	1	BU56F	L	Base Unit FH	500/600/870	0.16
3	1	BU66F3IDC	R	Base Unit FH w/1x Shallow Int. Drw & 2x Deep Int. Drw	600/600/870	0.20
4	1	BU56F	R	Base Unit FH	500/600/870	0.16
5	1	BU46F	R	Base Unit FH	400/600/870	0.13
6	1	CB126FFP	L	Corner Base FH (600 Door) (Flexi C/Post)	1200/600/870	0.41
7	1	SU66SLFGR	R	Sink Unit FH w/Sink Liner (RH End)	600/600/870	0.20
8	1	BU66FG2	R	Base Unit FH (2 Ends)	600/600/870	0.20
9	1	WU472GR	L	Wall Unit (RH End)	400/300/724	0.07
10	1	WU472GL	R	Wall Unit (LH End)	400/300/724	0.07
11	1	WU472	R	Wall Unit	400/300/724	0.07
12	1	CWU672FP	R	Corner Wall (300 Door) (Flexi C/Post)	600/300/724	0.10
13	1	WU372	L	Wall Unit	300/300/724	0.05
14	1	WU672	L	Wall Unit	600/300/724	0.10
15	1	WU672	R	Wall Unit	600/300/724	0.10
16	1	WU672	L	Wall Unit	600/300/724	0.10
17	1	WU672GR	R	Wall Unit (RH End)	600/300/724	0.10
	1	HOBSHIELD6		Hobshield	600	
	1	CONPLINTR		Replacement End Matched Continuous Plinth (For Tall Filler)	2800	

**Total cubic metres of storage**

**2.50**

Worktop Details:

Default Style

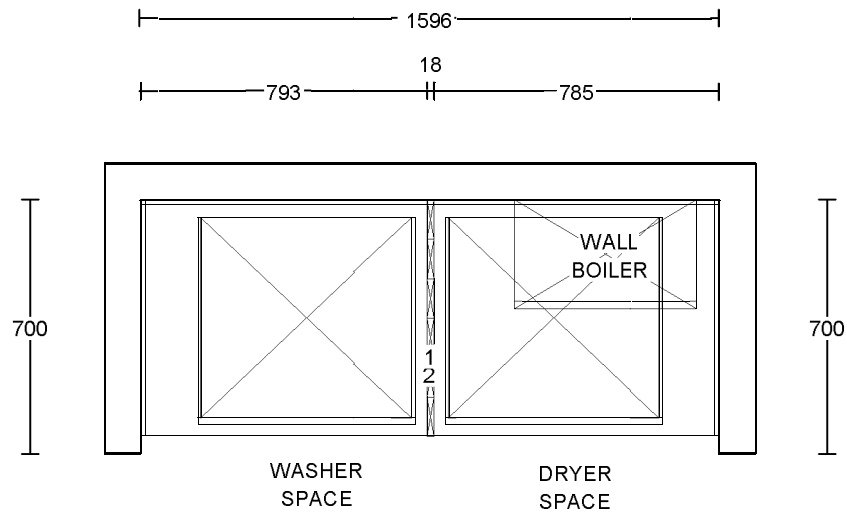
Plan No.	Qty	Code	Description	Dims
18	1	PWT	40mm PVC Edged / 40mm Premium / 30mm Hi Def Worktop	2200/600
19	1	PWT	40mm PVC Edged / 40mm Premium / 30mm Hi Def Worktop	3200/600
	1	PFUP3095	Laminate Upstand	3050/95

1	PFUP3095	Laminate Upstand	3050/95
1	PFUP3095	Laminate Upstand	3050/95

Accessories and Trims:

Default Style

Qty	Code	Description	Dims
3	CONPLINTHR	Replacement End Matched Continuous Plinth w/Plinth Seal	2600
1	CTRAYVFH6	Standard Internal Cutlery Tray (For BU66F3ID/BU66F4ID)	600
1	GLSPASH675	Glass Splashback	600/750
2	RUNITPROTECT	Kitchen Protective Material	
1	TOPSEALBOLT	Topseal Easibolt Pack	
1	VENTGRILL200	Ventilation Grill - Flowrate	200cm2



650mm DEEP WORKTOPS

PLEASE CHECK &  
CONFIRM DIMENSIONS  
& LAYOUT ON SITE  
BEFORE ORDERING  
CABINETS

Client:	BLOOR HOMES	Drawing No:	724939U_	<b>Symphony</b>
Site:	BLOOR 2022	Revision No:		
House Type:	NSS 470 HOPKINS- UTILITY	Scale:	Scale-to-fit	
House Type 2:	EXCLUSIVE			

THIS DRAWING AND THE COPYRIGHT THEREIN IS THE PROPERTY OF THE SYMPHONY GROUP PLC. THIS DRAWING IS ISSUED ON THE CONDITION THAT IT MUST NOT BE USED, COPIED OR EXHIBITED WITHOUT THE WRITTEN PERMISSION OF THE SYMPHONY GROUP PLC. ANY COMPONENTS OR ARTICLES MADE IN ACCORDANCE WITH THIS DRAWING MUST NOT BE USED FOR ANY OTHER PURPOSE THAN FOR WHICH THE DRAWING IS ISSUED.

THIS PLAN IS OFFERED AS A GUIDE ONLY FOR APPROVAL BY OUR CUSTOMER. NO RESPONSIBILITY IS UNDERTAKEN FOR ITS ACCURACY IN RELATION TO ORDERS PLACED FOR THE FITTING OF OUR GOODS WITHIN THE DIMENSIONS SHOWN.

**SCHEDULE &  
CUBIC CAPACITY**



Client Name:	BLOOR HOMES	Site Name:	BLOOR 2022 NSS ISSUE 4
House Type:	NSS 470 HOPKINS- UTILITY EXCLUSIVE		
Drawing No:	724939U_	Revision No:	
Date Drawn:	Tue, Jul 26, 2022	Revision Date:	
Designed By:	CARA NORTCLIFF	Quote No:	

Items on Plan: Default Style

Plan No.	Qty	Code	Hdg	Description	Dims	CC (M3)
1	1	BBU6592R		Replacement End Matched Base Blender	650/920	
	1	BBU6592R		Replacement End Matched Base Blender 650/920 TO BOX BOILER PIPES		
	1	BBU6592R		Replacement End Matched Base Blender 650/920 TO BOX BOILER PIPES		

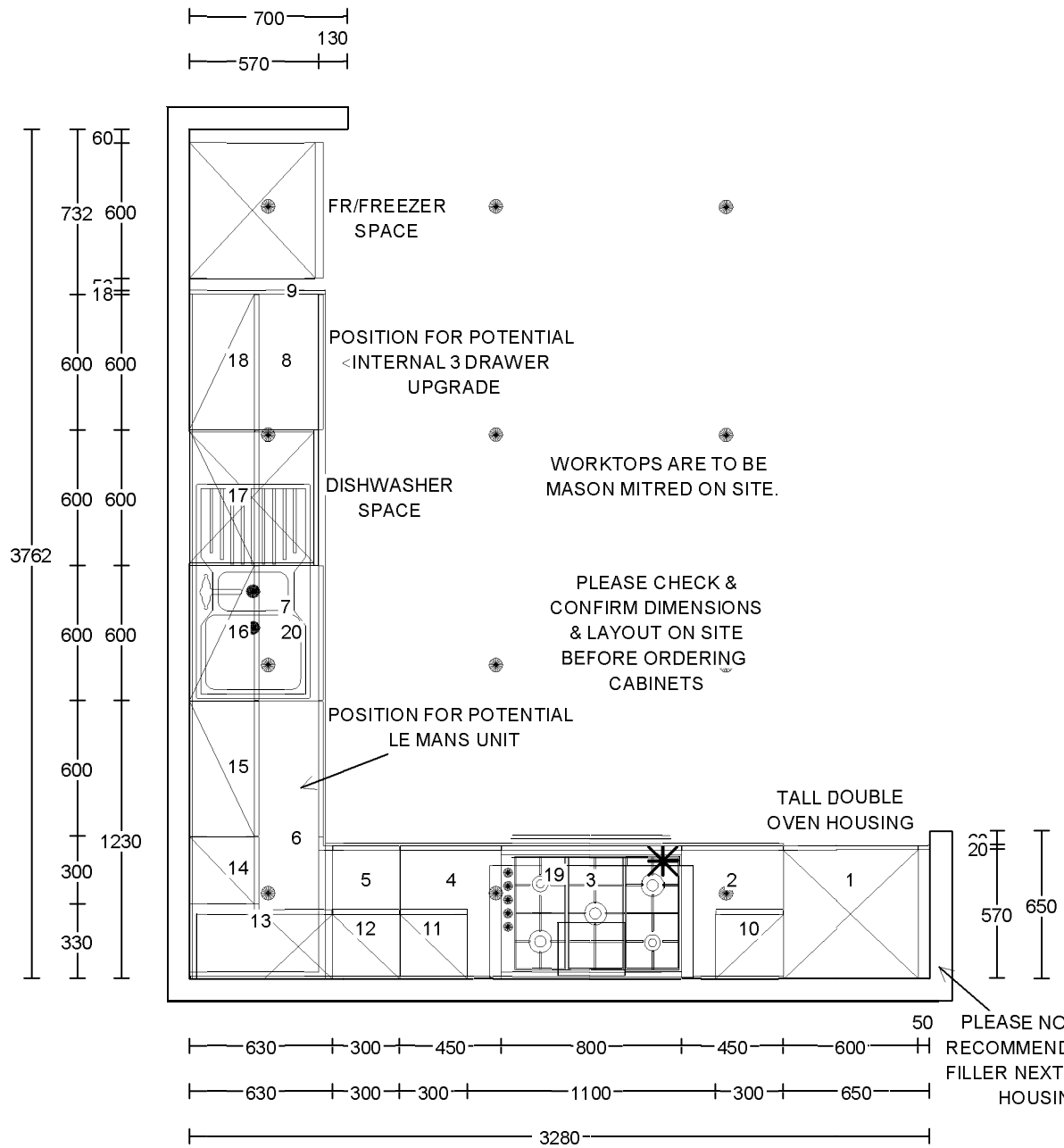
**Total cubic metres of  
storage**

Worktop Details: Default Style

Plan No.	Qty	Code	Description	Dims
2	1	PWT	40mm PVC Edged / 40mm Premium / 30mm Hi Def Worktop	1700/650
	1	PFUP3095	Laminate Upstand	3050/95
	1	PFUP3095	Laminate Upstand	3050/95

Accessories and Trims: Default Style

Qty	Code	Description	Dims
1	RUNITPROTECT	Kitchen Protective Material	



Client:	BLOOR HOMES	Drawing No:	724936
Site:	BLOOR 2022	Revision No:	
House Type:	NSS 470 HOPKINS- EXCL UTILITY	Scale:	Scale-to-fit
House Type 2:	STANDARD PAN DRAWER		

THIS DRAWING AND THE COPYRIGHT THEREIN IS THE PROPERTY OF THE SYMPHONY GROUP PLC. THIS DRAWING IS ISSUED ON THE CONDITION THAT IT MUST NOT BE USED, COPIED OR EXHIBITED WITHOUT THE WRITTEN PERMISSION OF THE SYMPHONY GROUP PLC. ANY COMPONENTS OR ARTICLES MADE IN ACCORDANCE WITH THIS DRAWING MUST NOT BE USED FOR ANY OTHER PURPOSE THAN FOR WHICH THE DRAWING IS ISSUED.		THIS PLAN IS OFFERED AS A GUIDE ONLY FOR APPROVAL BY OUR CUSTOMER. NO RESPONSIBILITY IS UNDERTAKEN FOR ITS ACCURACY IN RELATION TO ORDERS PLACED FOR THE FITTING OF OUR GOODS WITHIN THE DIMENSIONS SHOWN.	
--	--	--	--





**SCHEDULE &  
CUBIC CAPACITY**



Client Name:	BLOOR HOMES	Site Name:	BLOOR 2022 NSS ISSUE 4
House Type:	NSS 470 HOPKINS- EXCL UTILITY STANDARD PAN DRAWER		
Drawing No:	724936__	Revision No:	
Date Drawn:	Tue, Jul 26, 2022	Revision Date:	
Designed By:	CARA NORTCLIFF	Quote No:	

Items on Plan:

Default Style

Plan No.	Qty	Code	Hdg	Description	Dims	CC (M3)
1	1	OH663A	L	Dbl Oven Hsg. (3A)	600/600/2100	0.28
2	1	BU456F	L	Base Unit FH	450/600/870	0.14
3	1	PD86D2IDT		2 Pan Drawer Unit w/Int. Top Drawer	800/600/870	0.26
3.1	1	HOBSHIELD8		Hobshield	800	
4	1	BU456F	R	Base Unit FH	450/600/870	0.14
5	1	BU36F	R	Base Unit FH	300/600/870	0.09
6	1	CB126FFP	L	Corner Base FH (600 Door) (Flexi C/Post)	1200/600/870	0.41
7	1	SU66SLF	R	Sink Unit FH w/Sink Liner	600/600/870	0.20
8	1	BU66F	R	Base Unit FH	600/600/870	0.20
9	1	BBU6592C		Carcase Matched Base Blender	650/920	
10	1	WU372	L	Wall Unit	300/300/724	0.05
11	1	WU372	R	Wall Unit	300/300/724	0.05
12	1	WU372	R	Wall Unit	300/300/724	0.05
13	1	CWU672FP	R	Corner Wall (300 Door) (Flexi C/Post)	600/300/724	0.10
14	1	WU372	L	Wall Unit	300/300/724	0.05
15	1	WU672	L	Wall Unit	600/300/724	0.10
16	1	WU672	R	Wall Unit	600/300/724	0.10
17	1	WU672	L	Wall Unit	600/300/724	0.10
18	1	WU672	R	Wall Unit	600/300/724	0.10
	1	CONPLINTHC		Carcase Matched Continuous Plinth (For Tall Filler)	2600	

**Total cubic metres of  
storage**

**2.42**

Worktop Details:

Default Style

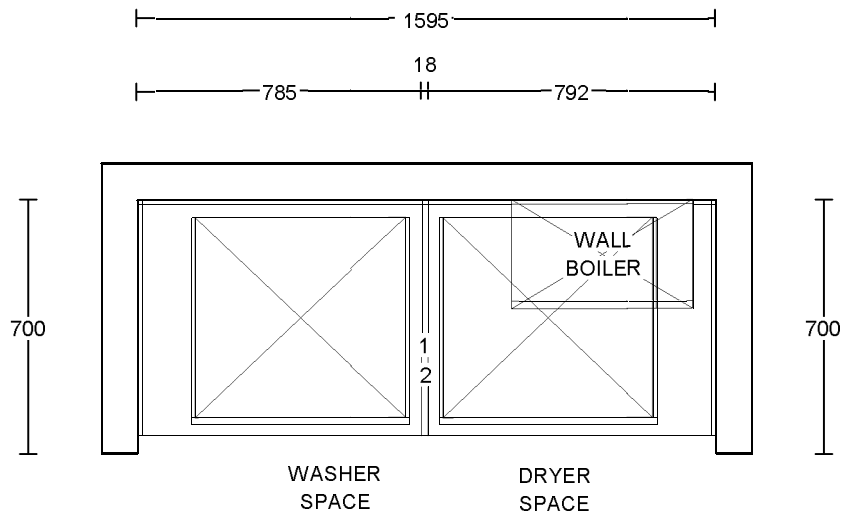
Plan No.	Qty	Code	Description	Dims
19	1	PWT	40mm PVC Edged / 40mm Premium / 30mm Hi Def Worktop	2200/600
20	1	PWT	40mm PVC Edged / 40mm Premium / 30mm Hi Def Worktop	3200/600
	1	PFUP3095	Laminate Upstand	3050/95

1	PFUP3095	Laminate Upstand	3050/95
1	PFUP3095	Laminate Upstand	3050/95

Accessories and Trims:

Default Style

Qty	Code	Description	Dims
2	BRKPLINTH	Plinth Corner Bracket (Pack of 2)	
3	CONPLINTHC	Carcase Matched Continuous Plinth w/Plinth Seal	2600
1	CTRAYVINT8	Standard Pan Drawer Internal Cutlery Tray	800
2	RUNITPROTECT	Kitchen Protective Material	
1	STSBACK900	Stainless Steel Splashback 900 X	750
1	TOPSEALBOLT	Topseal Easibolt Pack	
1	VENTGRILL200	Ventilation Grill - Flowrate	200cm2



650mm DEEP WORKTOPS

PLEASE CHECK &  
 CONFIRM DIMENSIONS  
 & LAYOUT ON SITE  
 BEFORE ORDERING  
 CABINETS

Client:	BLOOR HOMES	Drawing No:	724936U_	<b>Symphony</b> <sup>®</sup>
Site:	BLOOR 2022	Revision No:		
House Type:	NSS 470 HOPKINS- UTILITY	Scale:	Scale-to-fit	
House Type 2:	STANDARD PAN DRAWER			

THIS DRAWING AND THE COPYRIGHT THEREIN IS THE PROPERTY OF THE SYMPHONY GROUP PLC. THIS DRAWING IS ISSUED ON THE CONDITION THAT IT MUST NOT BE USED, COPIED OR EXHIBITED WITHOUT THE WRITTEN PERMISSION OF THE SYMPHONY GROUP PLC. ANY COMPONENTS OR ARTICLES MADE IN ACCORDANCE WITH THIS DRAWING MUST NOT BE USED FOR ANY OTHER PURPOSE THAN FOR WHICH THE DRAWING IS ISSUED.

THIS PLAN IS OFFERED AS A GUIDE ONLY FOR APPROVAL BY OUR CUSTOMER. NO RESPONSIBILITY IS UNDERTAKEN FOR ITS ACCURACY IN RELATION TO ORDERS PLACED FOR THE FITTING OF OUR GOODS WITHIN THE DIMENSIONS SHOWN.

**SCHEDULE &  
CUBIC CAPACITY**



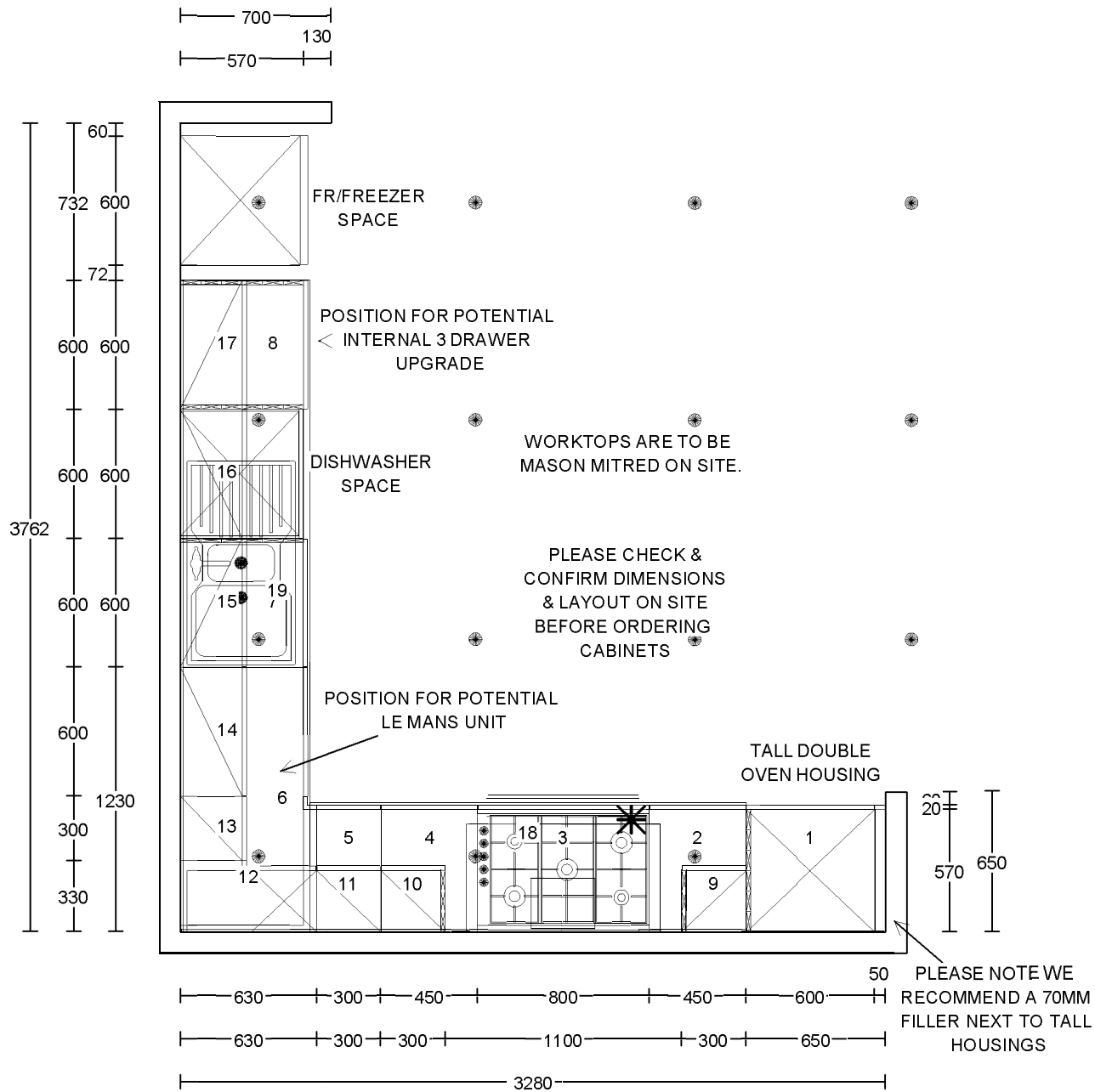
Client Name:	BLOOR HOMES	Site Name:	BLOOR 2022 NSS ISSUE 4
House Type:	NSS 470 HOPKINS- UTILITY STANDARD PAN DRAWER		
Drawing No:	724936U_	Revision No:	
Date Drawn:	Tue, Jul 26, 2022	Revision Date:	
Designed By:	CARA NORTCLIFF	Quote No:	

Items on Plan:		Default Style				
Plan No.	Qty	Code	Hdg	Description	Dims	CC (M3)
1	1	BBU6592C		Carcase Matched Base Blender	650/920	
	1	BBU6592C		Carcase Matched Base Blender 650/920 TO BOX BOILER PIPES		
	1	BBU6592C		Carcase Matched Base Blender 650/920 TO BOX BOILER PIPES		

**Total cubic metres of  
storage**

Worktop Details:		Default Style		
Plan No.	Qty	Code	Description	Dims
2	1	PWT	40mm PVC Edged / 40mm Premium / 30mm Hi Def Worktop	1700/650
	1	PFUP3095	Laminate Upstand	3050/95
	1	PFUP3095	Laminate Upstand	3050/95

Accessories and Trims:		Default Style	
Qty	Code	Description	Dims
1	RUNITPROTECT	Kitchen Protective Material	



Client:	BLOOR HOMES	Drawing No:	724938
Site:	BLOOR 2022	Revision No:	
House Type:	NSS 470 HOPKINS- EXCL UTILITY	Scale:	Scale-to-fit
House Type 2:	UPGRADE PAN DRAWER		

THIS DRAWING AND THE COPYRIGHT THEREIN IS THE PROPERTY OF THE SYMPHONY GROUP PLC. THIS DRAWING IS ISSUED ON THE CONDITION THAT IT MUST NOT BE USED, COPIED OR EXHIBITED WITHOUT THE WRITTEN PERMISSION OF THE SYMPHONY GROUP PLC. ANY COMPONENTS OR ARTICLES MADE IN ACCORDANCE WITH THIS DRAWING MUST NOT BE USED FOR ANY OTHER PURPOSE THAN FOR WHICH THE DRAWING IS ISSUED.		THIS PLAN IS OFFERED AS A GUIDE ONLY FOR APPROVAL BY OUR CUSTOMER. NO RESPONSIBILITY IS UNDERTAKEN FOR ITS ACCURACY IN RELATION TO ORDERS PLACED FOR THE FITTING OF OUR GOODS WITHIN THE DIMENSIONS SHOWN.	
--	--	--	--



**SCHEDULE &  
CUBIC CAPACITY**



Client Name:	BLOOR HOMES	Site Name:	BLOOR 2022 NSS ISSUE 4
House Type:	NSS 470 HOPKINS- EXCL UTILITY UPGRADE PAN DRAWER		
Drawing No:	724938__	Revision No:	
Date Drawn:	Tue, Jul 26, 2022	Revision Date:	
Designed By:	CARA NORTCLIFF	Quote No:	

Items on Plan:

Default Style

Plan No.	Qty	Code	Hdg	Description	Dims	CC (M3)
1	1	OH663AGR	L	Dbl Oven Hsg. (3A) (RH End)	600/600/2100	0.28
2	1	BU456F	L	Base Unit FH	450/600/870	0.14
3	1	PD86D2IDT		2 Pan Drawer Unit w/Int. Top Drawer	800/600/870	0.26
3.1	1	HOBSHIELD8		Hobshield	800	
4	1	BU456F	R	Base Unit FH	450/600/870	0.14
5	1	BU36F	R	Base Unit FH	300/600/870	0.09
6	1	CB126FFP	L	Corner Base FH (600 Door) (Flexi C/Post)	1200/600/870	0.41
7	1	SU66SLFGR	R	Sink Unit FH w/Sink Liner (RH End)	600/600/870	0.20
8	1	BU66FG2	R	Base Unit FH (2 Ends)	600/600/870	0.20
9	1	WU372GR	L	Wall Unit (RH End)	300/300/724	0.05
10	1	WU372GL	R	Wall Unit (LH End)	300/300/724	0.05
11	1	WU372	R	Wall Unit	300/300/724	0.05
12	1	CWU672FP	R	Corner Wall (300 Door) (Flexi C/Post)	600/300/724	0.10
13	1	WU372	L	Wall Unit	300/300/724	0.05
14	1	WU672	L	Wall Unit	600/300/724	0.10
15	1	WU672	R	Wall Unit	600/300/724	0.10
16	1	WU672	L	Wall Unit	600/300/724	0.10
17	1	WU672GR	R	Wall Unit (RH End)	600/300/724	0.10
	1	CONPLINTHR		Replacement End Matched Continuous Plinth (For Tall Filler)	2800	

**Total cubic metres of storage**

**2.42**

Worktop Details:

Default Style

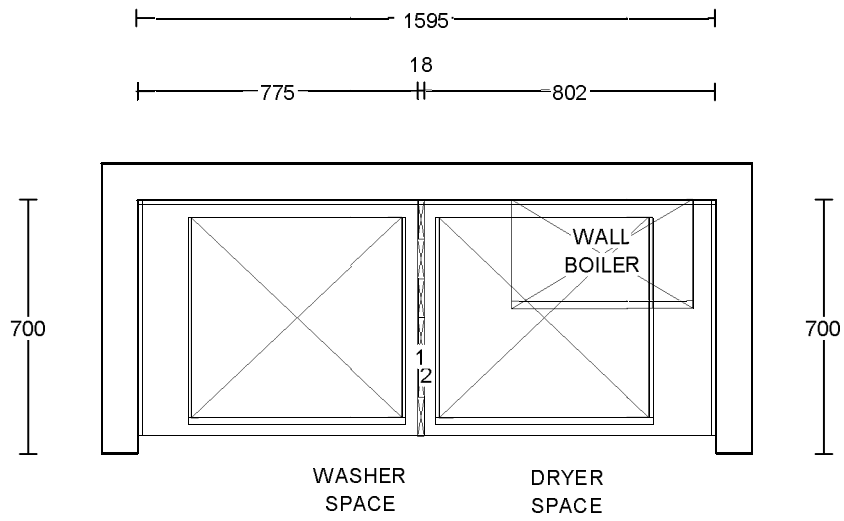
Plan No.	Qty	Code	Description	Dims
18	1	PWT	40mm PVC Edged / 40mm Premium / 30mm Hi Def Worktop	2200/600
19	1	PWT	40mm PVC Edged / 40mm Premium / 30mm Hi Def Worktop	3200/600
	1	PFUP3095	Laminate Upstand	3050/95

1	PFUP3095	Laminate Upstand	3050/95
1	PFUP3095	Laminate Upstand	3050/95

Accessories and Trims:

Default Style

Qty	Code	Description	Dims
3	CONPLINTHR	Replacement End Matched Continuous Plinth w/Plinth Seal	2600
1	CTRAYVINT8	Standard Pan Drawer Internal Cutlery Tray	800
2	RUNITPROTECT	Kitchen Protective Material	
1	STSBACK900	Stainless Steel Splashback 900 X	750
1	TOPSEALBOLT	Topseal Easibolt Pack	
1	VENTGRILL200	Ventilation Grill - Flowrate	200cm2



650mm DEEP WORKTOPS

PLEASE CHECK &  
CONFIRM DIMENSIONS  
& LAYOUT ON SITE  
BEFORE ORDERING  
CABINETS

Client:	BLOOR HOMES	Drawing No:	724938U_	<b>Symphony</b> <sup>®</sup>
Site:	BLOOR 2022	Revision No:		
House Type:	NSS 470 HOPKINS- UTILITY	Scale:	Scale-to-fit	
House Type 2:	UPGRADE PAN DRAWER			

THIS DRAWING AND THE COPYRIGHT THEREIN IS THE PROPERTY OF THE SYMPHONY GROUP PLC. THIS DRAWING IS ISSUED ON THE CONDITION THAT IT MUST NOT BE USED, COPIED OR EXHIBITED WITHOUT THE WRITTEN PERMISSION OF THE SYMPHONY GROUP PLC. ANY COMPONENTS OR ARTICLES MADE IN ACCORDANCE WITH THIS DRAWING MUST NOT BE USED FOR ANY OTHER PURPOSE THAN FOR WHICH THE DRAWING IS ISSUED.

THIS PLAN IS OFFERED AS A GUIDE ONLY FOR APPROVAL BY OUR CUSTOMER. NO RESPONSIBILITY IS UNDERTAKEN FOR ITS ACCURACY IN RELATION TO ORDERS PLACED FOR THE FITTING OF OUR GOODS WITHIN THE DIMENSIONS SHOWN.



**SCHEDULE &  
CUBIC CAPACITY**



Client Name: BLOOR HOMES

Site Name: BLOOR 2022  
NSS ISSUE 4

House Type: NSS 470 HOPKINS- UTILITY  
UPGRADE PAN DRAWER

Drawing No: 724938U\_  
Date Drawn: Tue, Jul 26, 2022  
Designed By:

Revision No:  
Revision Date:

CARA NORTCLIFF

Quote No:

Items on Plan:

Default Style

Plan No.	Qty	Code	Hdg	Description	Dims	CC (M3)
1	1	BBU6592R		Replacement End Matched Base Blender	650/920	
	1	BBU6592R		Replacement End Matched Base Blender 650/920 TO BOX BOILER PIPES		
	1	BBU6592R		Replacement End Matched Base Blender 650/920 TO BOX BOILER PIPES		

**Total cubic metres of  
storage**

Worktop Details:

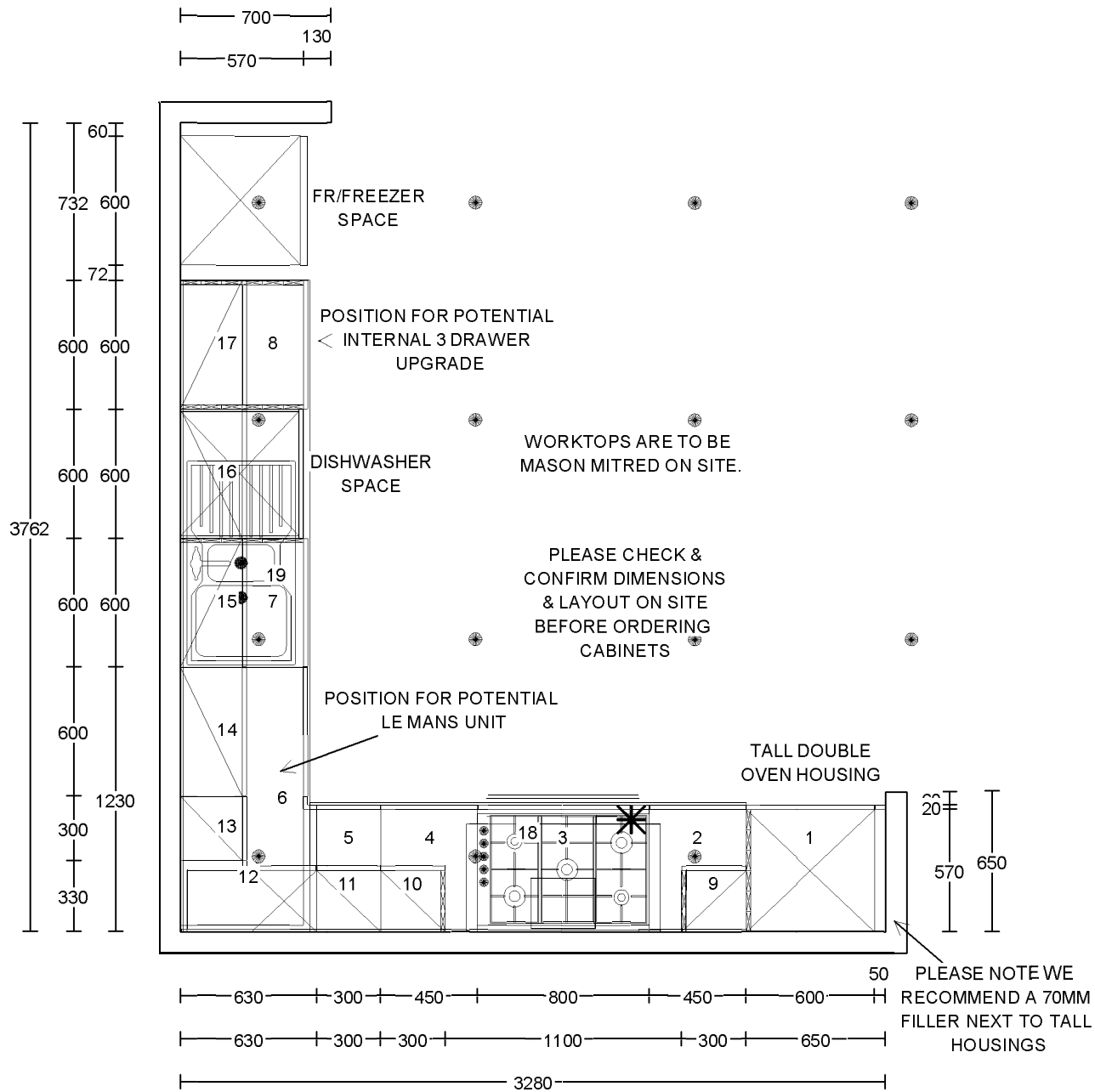
Default Style

Plan No.	Qty	Code	Description	Dims
2	1	PWT	40mm PVC Edged / 40mm Premium / 30mm Hi Def Worktop	1700/650
	1	PFUP3095	Laminate Upstand	3050/95
	1	PFUP3095	Laminate Upstand	3050/95

Accessories and Trims:

Default Style

Qty	Code	Description	Dims
1	RUNITPROTECT	Kitchen Protective Material	



Client: BLOOR HOMES

Site: BLOOR 2022

House Type: NSS 470 HOPKINS- EXCL UTILITY

House Type 2: EXCLUSIVE PAN DRAWER

Drawing No: 724940\_

Revision No:

Scale: Scale-to-fit

**Symphony**®

THIS DRAWING AND THE COPYRIGHT THEREIN IS THE PROPERTY OF THE SYMPHONY GROUP PLC. THIS DRAWING IS ISSUED ON THE CONDITION THAT IT MUST NOT BE USED, COPIED OR EXHIBITED WITHOUT THE WRITTEN PERMISSION OF THE SYMPHONY GROUP PLC. ANY COMPONENTS OR ARTICLES MADE IN ACCORDANCE WITH THIS DRAWING MUST NOT BE USED FOR ANY OTHER PURPOSE THAN FOR WHICH THE DRAWING IS ISSUED.

THIS PLAN IS OFFERED AS A GUIDE ONLY FOR APPROVAL BY OUR CUSTOMER. NO RESPONSIBILITY IS UNDERTAKEN FOR ITS ACCURACY IN RELATION TO ORDERS PLACED FOR THE FITTING OF OUR GOODS WITHIN THE DIMENSIONS SHOWN.

**SCHEDULE &  
CUBIC CAPACITY**



Client Name:	BLOOR HOMES	Site Name:	BLOOR 2022 NSS ISSUE 4
House Type:	NSS 470 HOPKINS- EXCL UTILITY EXCLUSIVE PAN DRAWER		
Drawing No:	724940__	Revision No:	
Date Drawn:	Tue, Jul 26, 2022	Revision Date:	
Designed By:	CARA NORTCLIFF	Quote No:	

Items on Plan:

Default Style

Plan No.	Qty	Code	Hdg	Description	Dims	CC (M3)
1	1	OH663AGR	L	Dbl Oven Hsg. (3A) (RH End)	600/600/2100	0.28
2	1	BU456F	L	Base Unit FH	450/600/870	0.14
3	1	PD86D2IDT		2 Pan Drawer Unit w/Int. Top Drawer	800/600/870	0.26
3.1	1	HOBSHIELD8		Hobshield	800	
4	1	BU456F	R	Base Unit FH	450/600/870	0.14
5	1	BU36F	R	Base Unit FH	300/600/870	0.09
6	1	CB126FFP	L	Corner Base FH (600 Door) (Flexi C/Post)	1200/600/870	0.41
7	1	SU66SLFGR	R	Sink Unit FH w/Sink Liner (RH End)	600/600/870	0.20
8	1	BU66FG2	R	Base Unit FH (2 Ends)	600/600/870	0.20
9	1	WU372GR	L	Wall Unit (RH End)	300/300/724	0.05
10	1	WU372GL	R	Wall Unit (LH End)	300/300/724	0.05
11	1	WU372	R	Wall Unit	300/300/724	0.05
12	1	CWU672FP	R	Corner Wall (300 Door) (Flexi C/Post)	600/300/724	0.10
13	1	WU372	L	Wall Unit	300/300/724	0.05
14	1	WU672	L	Wall Unit	600/300/724	0.10
15	1	WU672	R	Wall Unit	600/300/724	0.10
16	1	WU672	L	Wall Unit	600/300/724	0.10
17	1	WU672GR	R	Wall Unit (RH End)	600/300/724	0.10
	1	CONPLINTHR		Replacement End Matched Continuous Plinth (For Tall Filler)	2800	

**Total cubic metres of storage**

**2.42**

Worktop Details:

Default Style

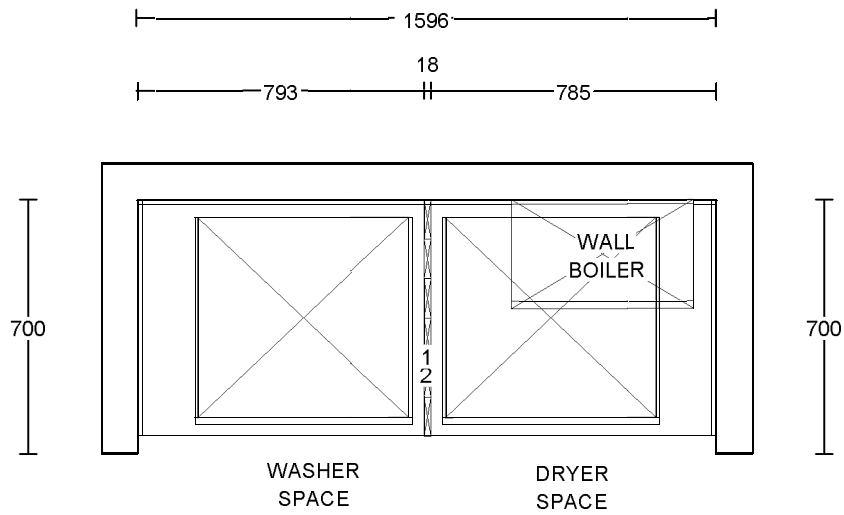
Plan No.	Qty	Code	Description	Dims
18	1	PWT	40mm PVC Edged / 40mm Premium / 30mm Hi Def Worktop	2200/600
19	1	PWT	40mm PVC Edged / 40mm Premium / 30mm Hi Def Worktop	3200/600
	1	PFUP3095	Laminate Upstand	3050/95

1	PFUP3095	Laminate Upstand	3050/95
1	PFUP3095	Laminate Upstand	3050/95

Accessories and Trims:

Default Style

Qty	Code	Description	Dims
3	CONPLINTHR	Replacement End Matched Continuous Plinth w/Plinth Seal	2600
1	CTRAYVINT8	Standard Pan Drawer Internal Cutlery Tray	800
1	GLSPASH975	Glass Splashback	900/750
2	RUNITPROTECT	Kitchen Protective Material	
1	TOPSEALBOLT	Topseal Easibolt Pack	
1	VENTGRILL200	Ventilation Grill - Flowrate	200cm2



650mm DEEP WORKTOPS

PLEASE CHECK &  
CONFIRM DIMENSIONS  
& LAYOUT ON SITE  
BEFORE ORDERING  
CABINETS

Client:	BLOOR HOMES	Drawing No:	724940U_	<b>Symphony</b> <sup>®</sup>
Site:	BLOOR 2022	Revision No:		
House Type:	NSS 470 HOPKINS- UTILITY	Scale:	Scale-to-fit	
House Type 2:	EXCLUSIVE PAN DRAWER			

THIS DRAWING AND THE COPYRIGHT THEREIN IS THE PROPERTY OF THE SYMPHONY GROUP PLC. THIS DRAWING IS ISSUED ON THE CONDITION THAT IT MUST NOT BE USED, COPIED OR EXHIBITED WITHOUT THE WRITTEN PERMISSION OF THE SYMPHONY GROUP PLC. ANY COMPONENTS OR ARTICLES MADE IN ACCORDANCE WITH THIS DRAWING MUST NOT BE USED FOR ANY OTHER PURPOSE THAN FOR WHICH THE DRAWING IS ISSUED.

THIS PLAN IS OFFERED AS A GUIDE ONLY FOR APPROVAL BY OUR CUSTOMER. NO RESPONSIBILITY IS UNDERTAKEN FOR ITS ACCURACY IN RELATION TO ORDERS PLACED FOR THE FITTING OF OUR GOODS WITHIN THE DIMENSIONS SHOWN.

**SCHEDULE &  
CUBIC CAPACITY**



Client Name:	BLOOR HOMES	Site Name:	BLOOR 2022 NSS ISSUE 4
House Type:	NSS 470 HOPKINS- UTILITY EXCLUSIVE PAN DRAWER		
Drawing No:	724940U_	Revision No:	
Date Drawn:	Tue, Jul 26, 2022	Revision Date:	
Designed By:	CARA NORTCLIFF	Quote No:	

Items on Plan:		Default Style				
Plan No.	Qty	Code	Hdg	Description	Dims	CC (M3)
1	1	BBU6592R		Replacement End Matched Base Blender	650/920	
	1	BBU6592R		Replacement End Matched Base Blender 650/920 TO BOX BOILER PIPES		
	1	BBU6592R		Replacement End Matched Base Blender 650/920 TO BOX BOILER PIPES		

**Total cubic metres of  
storage**

Worktop Details:		Default Style			
Plan No.	Qty	Code	Description	Dims	
2	1	PWT	40mm PVC Edged / 40mm Premium / 30mm Hi Def Worktop	1700/650	
	1	PFUP3095	Laminate Upstand	3050/95	
	1	PFUP3095	Laminate Upstand	3050/95	

Accessories and Trims:		Default Style		
Qty	Code	Description	Dims	
1	RUNITPROTECT	Kitchen Protective Material		