

**SCHEDULE &
CUBIC CAPACITY**



Client Name:	BLOOR	Site Name:	REGIONAL FREEDOM SUPPLY ONLY
House Type:	WSM PLOT 172 AKENSIDE BSP706 GF 2B3P WHEELCHAIR EXC. UTILITY		
Drawing No:	637955_A	Revision No:	A
Date Drawn:	Fri, Sep 9, 2022	Revision Date:	24.08.22
Designed By:	JACKSON CHIT	Quote No:	

Items on Plan:

Default Style

Plan No.	Qty	Code	Hdg	Description	Dims	CC (M3)
1	1	BU46F	L	Base Unit FH	400/600/870	0.13
2	1	BBU6592R		Replacement End Matched Base Blender	650/920	
3	1	BLU7523R		Replacement End Matched Tall Blender	750/2400	
4	1	OH6618H	L	Low Single Oven Housing (18H)	600/600/2100	0.28
5	1	BLU7523R		Replacement End Matched Tall Blender	750/2400	
6	1	DU46DGL		Drawer Unit (LH End)	400/600/870	0.12
7	1	CB106FCBO	R	Corner Base FH, No C/Post (600 Door)	1000/600/870	0.34
8	1	BBU6592R		Replacement End Matched Base Blender	650/920	
9	1	BU46FGL	R	Base Unit FH (LH End)	400/600/870	0.13
10	1	BBU6592R		Replacement End Matched Base Blender	650/920	
11	1	WU472PGR	L	Wall Unit (RH End)	400/350/724	0.08
12	1	WU390P	L	Wall Unit	300/350/900	0.07
13	1	WU4590P	R	Wall Unit	450/350/900	0.11
14	1	WU4590P	L	Wall Unit	450/350/900	0.11
15	1	WU4590P	R	Wall Unit	450/350/900	0.11
16	1	BH690GL	R	Boiler Housing (Replace LH End on site with panel supplied)	600/400/900	
17	1	WU372PGL	L	Wall Unit (LH End)	300/350/724	0.06
18	1	WU472PGR	R	Wall Unit (RH End)	400/350/724	0.08
	1	FRONTPNL72		Frontal Matched Filler Panel (For C/Post)	720	

**Total cubic metres of
storage**

1.62

Worktop Details:

Default Style

Plan No.	Qty	Code	Description	Dims
19	1	SO1865M	Maia Worktop 1800/650 COVER W/TOP 19	1800/650
22	1	SO2565M	Maia Worktop 2500/650	2500/650

21	1	SO19X21WFM	Maia 4 Sided Waterfall Corner Worktop (Depth Locked) 1897/2137	1751/1897
----	---	------------	--	-----------

Accessories and Trims:

Default Style

Qty	Code	Description	Dims
1	BFF372	Frontal Matched Base Filler Panel	372/724
2	CONPLINTHR	Replacement End Matched Continuous Plinth w/Plinth Seal	2600
1	CTRAYVSTD4	Standard Cutlery Tray	400
1	ECOBIN4	Triple Ecobin	400
1	RPXKITCM1921	ROPOX Rise and Fall Manual Corner Worktop System (Depth Locked)	1897/2137
2	RUNITPROTECT	Kitchen Protective Material	
2	SOFTCLOSE5	Soft Close Slide On Hinge (Pack Of 5)	
1	VENTGRIDGR	Aeration Grid Grey	510/45/15
1	WFF390	Frontal Matched Wall Filler Panel	900

Accessories and Trims:

Default Style

Qty	Code	Description	Dims
1	CARKITMIA	Maia Care Kit	
2	SOENDSTRIP	Maia Edging Strip	
2	SOINSTKITM	MAIA Solid Surface Installation Kit	
2	SOJOINTM	Maia 75mm Adhesive Sachet	

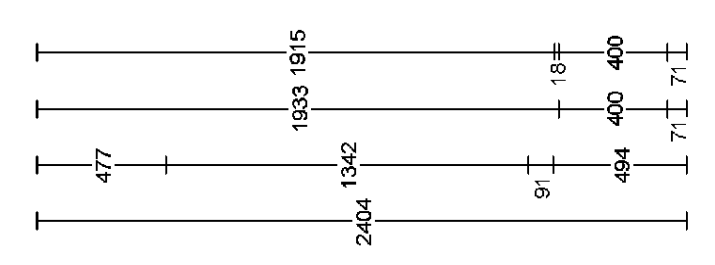
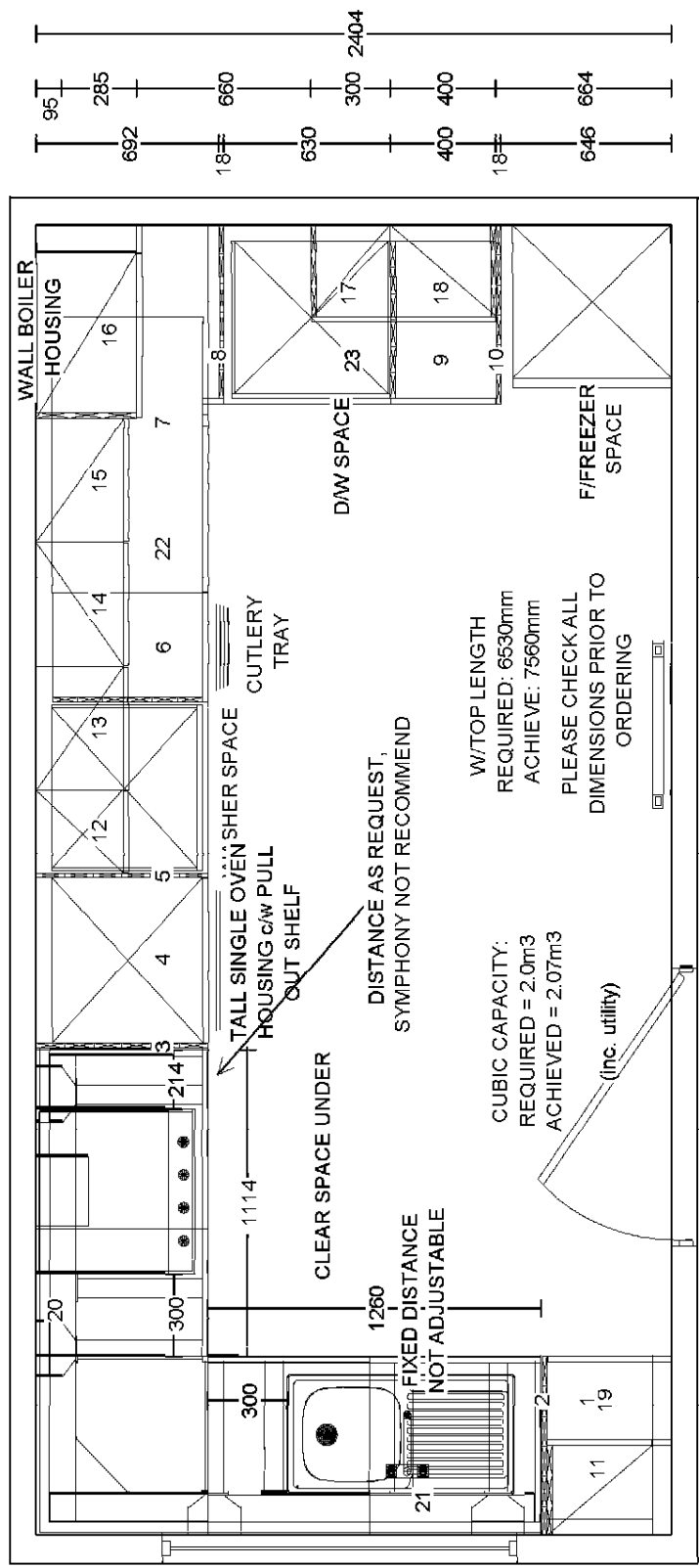
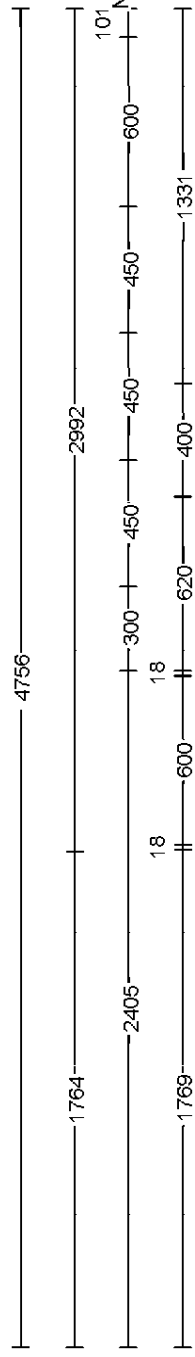

Sinks and Appliances:

Default Style

Qty	Code	Description
1	BM1626CHB	BLANCO Envoy Single Lever Mixer Tap w/Bracket - Chrome
1	EL860NCFPK	LEISURE Euroline + Sink Pad + Ropox Plumbing, Single Bowl, Single Drainer Including Waste

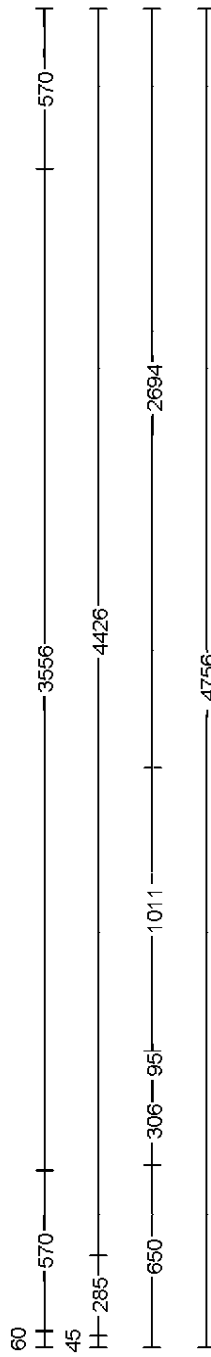
5mm GAP REQUIRE TO EITHER SIDE OF RISE & FALL W/TOP

SYMPHONY RECOMMEND SPLASHBACK OR TILING BEHIND RISE & FALL W/TOP



900 WALL UNIT TO BE ALIGN TO TAOP OF TALL UNIT

2276 TALL UNIT NOT AVAILBLE 2100 SUPPLY



NO PULL DOWN BASKET

PLEASE ENSURE STRENGTH OF THE WALL & USE SCREWS AND RAWPLUGS SUITABLE FOR THE SPECIFIC WALL TYPE

W/TOP LENGTH REQUIRED: 6530mm ACHIEVE: 7560mm

CUBIC CAPACITY: REQUIRED = 2.0m³ ACHIEVED = 2.07m³ (inc. utility)

DISTANCE AS REQUEST, SYMPHONY NOT RECOMMEND

PLEASE CHECK ALL DIMENSIONS PRIOR TO ORDERING

Client	BLOOR	Drawing No.	637855_A
Site	REGIONAL FREEDOM	Revision No.	A
House Type	W/SW PLOT 172 AKEN/SIDE BSP 706 GF	Scale	Scale-to-fit
House Type 2	2B3P WHEELCHAIR EXC UTILITY	THIS DRAWING IS THE PROPERTY OF THE SYMPHONY GROUP PLC. THIS DRAWING IS ISSUED ON THE CONDITION THAT IT MUST NOT BE USED, COPIED OR CHANGED WITHOUT THE WRITTEN PERMISSION OF THE SYMPHONY GROUP PLC. ANY COPIERS OF ARTICLES MADE IN ACCORDANCE WITH THIS DRAWING MUST NOT BE USED FOR ANY OTHER PURPOSE THAN THAT FOR WHICH IT IS ISSUED.	
<p>THIS DRAWING IS OFFERED AS A GUIDE ONLY FOR APPROVAL BY OUR CUSTOMER. NO RESPONSIBILITY IS UNDERTAKEN FOR ANY ACCIDENTS OR DAMAGE TO PROPERTY CAUSED BY THE INSTALLATION OF THIS DRAWING.</p>			



**SCHEDULE &
CUBIC CAPACITY**



Client Name:	BLOOR	Site Name:	REGIONAL FREEDOM SUPPLY ONLY
House Type:	WSM PLOT 172 AKENSIDE BSP706 GF 2B3P WHEELCHAIR UTILITY		
Drawing No:	637955U_	Revision No:	
Date Drawn:	Tue, Sep 13, 2022	Revision Date:	
Designed By:	JACKSON CHIT	Quote No:	

Items on Plan:

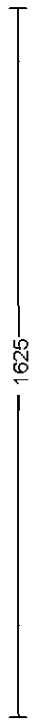
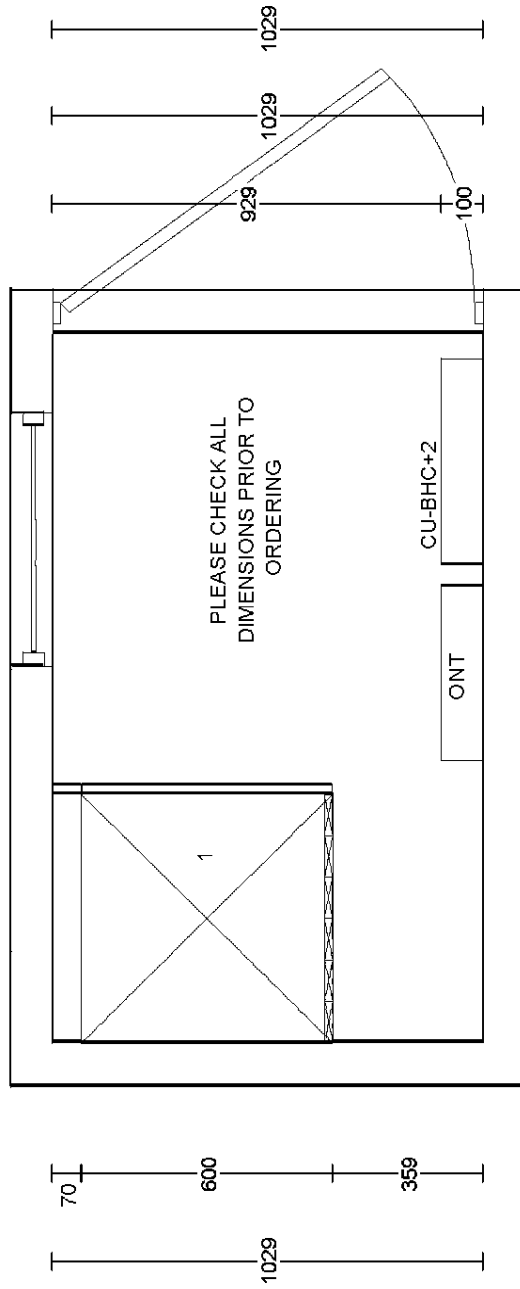
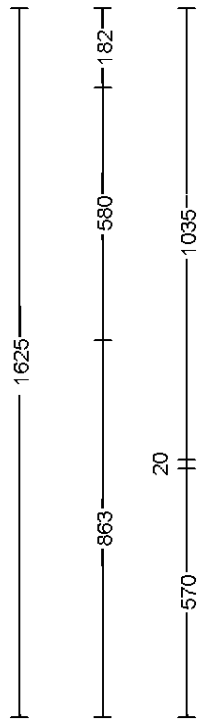
Default Style

Plan No.	Qty	Code	Hdg	Description	Dims	CC (M3)
1	1	LU66GL	R	Larder Unit (70/30 Split) (LH End)	600/600/2100	0.52
	1	TINFILLR		Tall Infill Panel (Replacement End Matched)	2600/142/17	
Total cubic metres of storage						0.52

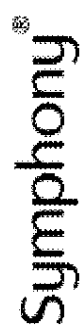
Accessories and Trims:

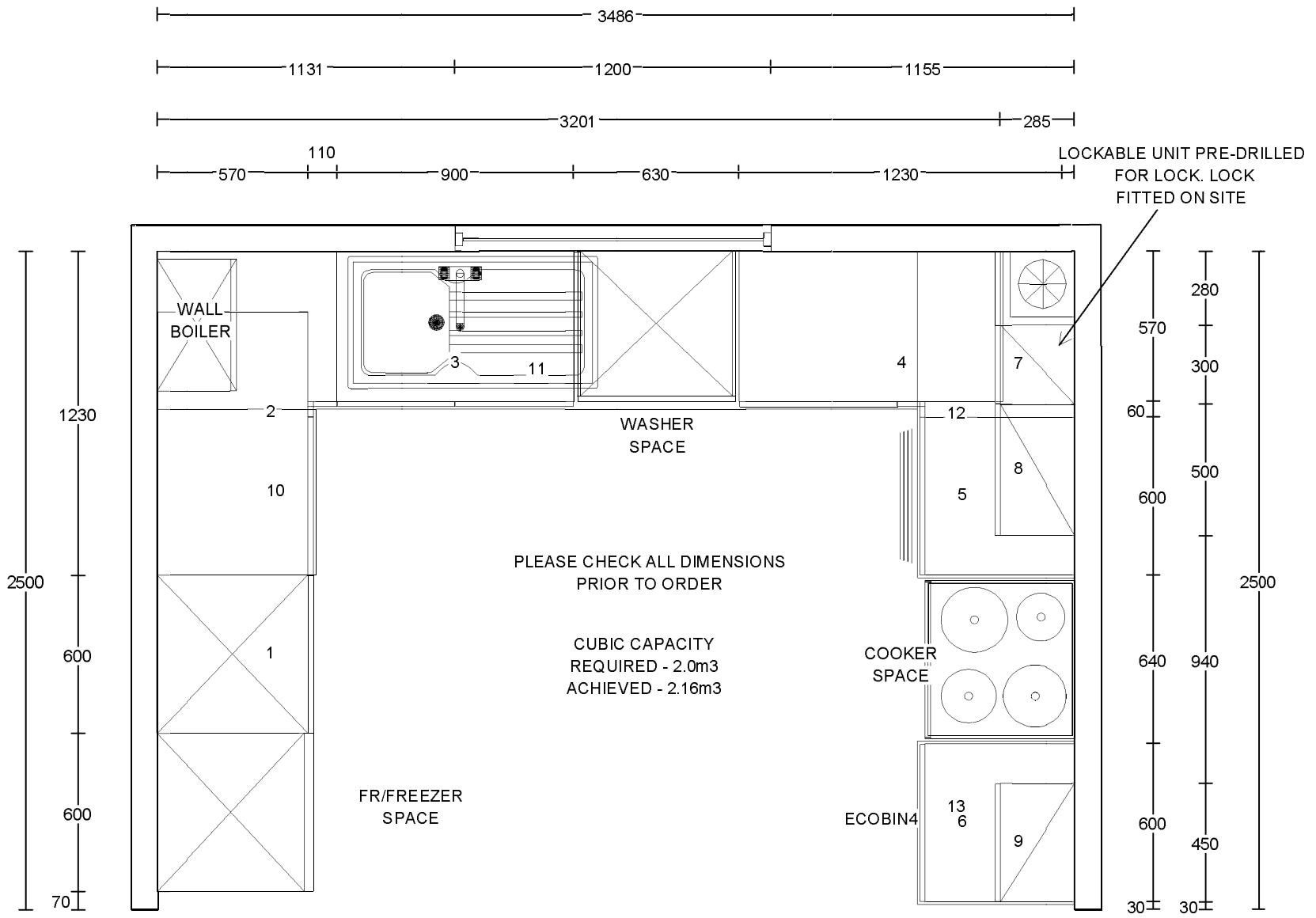
Default Style

Qty	Code	Description	Dims
1	CONPLINTHR	Replacement End Matched Continuous Plinth w/Plinth Seal	2600
1	RUNITPROTECT	Kitchen Protective Material	
1	SOFTCLOSE5	Soft Close Slide On Hinge (Pack Of 5)	



Client	BLOOR	Drawing No.	637855U_
Site	REGIONAL FREEDOM	Revision No.	
House Type	W/SW PLOT 172 AKENSIDE BSP 706 GF	Scale	Scale-to-fit
House Type 2	2B3P WHEELCH/AIR UTILITY		
<small>THIS DRAWING AND THE COPYRIGHT THEREIN IS THE PROPERTY OF THE SYMPHONY GROUP PLC. THIS DRAWING IS ISSUED ON THE CONDITION THAT IT MUST NOT BE USED, COPIED OR CHANGED WITHOUT THE WRITTEN PERMISSION OF THE SYMPHONY GROUP PLC. ANY COMPONENTS OF ARTICLES MADE IN ACCORDANCE WITH THIS DRAWING MUST NOT BE USED FOR ANY OTHER PURPOSE THAN FOR WHICH IT IS ISSUED.</small>			
<small>THIS PLAN IS OFFERED AS A GUIDE ONLY FOR APPROVAL BY OUR CUSTOMER. NO RESPONSIBILITY IS UNDERTAKEN FOR ITS ACCURACY. UNLESS INDICATED OTHERWISE, DIMENSIONS ARE IN MILLIMETERS UNLESS STATED OTHERWISE.</small>			





Client: JSBLOOR HOMES SWINDON/SW
 Site: 2018 SOCIAL CLASSIX NSS HT
 House Type: AKENSIDE BSP706 2B3P APT
 House Type 2: RENTED

Drawing No: 547472_A
 Revision No: A
 Scale: Scale-to-fit

Symphony[®]

THIS DRAWING AND THE COPYRIGHT THEREIN IS THE PROPERTY OF THE SYMPHONY GROUP PLC. THIS DRAWING IS ISSUED ON THE CONDITION THAT IT MUST NOT BE USED, COPIED OR EXHIBITED WITHOUT THE WRITTEN PERMISSION OF THE SYMPHONY GROUP PLC. ANY COMPONENTS OR ARTICLES MADE IN ACCORDANCE WITH THIS DRAWING MUST NOT BE USED FOR ANY OTHER PURPOSE THAN FOR WHICH THE DRAWING IS ISSUED.

THIS PLAN IS OFFERED AS A GUIDE ONLY FOR APPROVAL BY OUR CUSTOMER. NO RESPONSIBILITY IS UNDERTAKEN FOR ITS ACCURACY IN RELATION TO ORDERS PLACED FOR THE FITTING OF OUR GOODS WITHIN THE DIMENSIONS SHOWN.

**SCHEDULE &
CUBIC CAPACITY**



Client Name:	JS BLOOR HOMES SWINDON/SW	Site Name:	2018 SOCIAL CLASSIX NSS HT BESPOKE/VARIATION
House Type:	AKENSIDE BSP706 2B3P APT RENTED		
Drawing No:	547472_A	Revision No:	A
Date Drawn:	Fri, Aug 6, 2021	Revision Date:	04.08.21
Designed By:	SOMMER AL-KHAIAT	Quote No:	

Items on Plan: Default Style

Plan No.	Qty	Code	Hdg	Description	Dims	CC (M3)
1	1	LU6623	L	Larder Unit (70/30 Split)	600/600/2276	0.63
2	1	CB106FCBO	R	Corner Base FH, No C/Post (600 Door)	1000/600/870	0.34
3	1	BU96F		Base Unit FH	900/600/870	0.29
4	1	CB106FCBO	R	Corner Base FH, No C/Post (600 Door)	1000/600/870	0.34
5	1	DU66D		Drawer Unit	600/600/870	0.19
6	1	BU66F	R	Base Unit FH	600/600/870	0.20
7	1	WU390LK	L	Lockable Wall Unit	300/300/900	0.06
8	1	WU590	L	Wall Unit	500/300/900	0.11
9	1	WU4590	R	Wall Unit	450/300/900	0.09
	1	CPOSTPNL72		C/Post Matched Filler Panel (For C/Post)	720	
	1	CPOSTPNL72		C/Post Matched Filler Panel (For C/Post)	720	
	1	BWU390C		Carcase Matched Wall Blender (For Filler)	307/970	

Total cubic metres of storage

2.25

Worktop Details: Default Style

Plan No.	Qty	Code	Description	Dims
10	1	PF40	40mm P/F Worktop	700/600
11	1	PF40	40mm P/F Worktop	3000/600
12	1	PF40	40mm P/F Worktop	1300/600
13	1	PF40	40mm P/F Worktop	620/600

Accessories and Trims: Default Style

Qty	Code	Description	Dims
3	BRKPLINTH	Plinth Corner Bracket (Pack of 2)	
4	CONPLINTHC	Carcase Matched Continuous Plinth w/Plinth Seal	2600

1	ECOBIN4	Triple Ecobin	400
1	HINGE110	110' Hinge (Pack Of 2) **For use with bin**	
2	RUNITPROTECT	Kitchen Protective Material	
2	STRIPALP4010	Alum. P/F Strip (10)	40/665
3	STRIPALS4010	Alum. P/F End Cap (10)	40/650