

Client:	BLOOR HOMES	Drawing No:	724065_A
Site:	BLOOR 2022	Revision No:	A
House Type:	CLASSIC 372 BYRON - EXC UTILITY	Scale:	Scale-to-fit
House Type 2:	STANDARD		



THIS DRAWING AND THE COPYRIGHT THEREIN IS THE PROPERTY OF THE SYMPHONY GROUP PLC. THIS DRAWING IS ISSUED ON THE CONDITION THAT IT MUST NOT BE USED, COPIED OR EXHIBITED WITHOUT THE WRITTEN PERMISSION OF THE SYMPHONY GROUP PLC. ANY COMPONENTS OR ARTICLES MADE IN ACCORDANCE WITH THIS DRAWING MUST NOT BE USED FOR ANY OTHER PURPOSE THAN FOR WHICH THE DRAWING IS ISSUED.

THIS PLAN IS OFFERED AS A GUIDE ONLY FOR APPROVAL BY OUR CUSTOMER. NO RESPONSIBILITY IS UNDERTAKEN FOR ITS ACCURACY IN RELATION TO ORDERS PLACED FOR THE FITTING OF OUR GOODS WITHIN THE DIMENSIONS SHOWN.

**SCHEDULE &  
CUBIC CAPACITY**



Client Name:	BLOOR HOMES	Site Name:	BLOOR 2022 CLASSIC ISSUE 4
House Type:	CLASSIC 372 BYRON - EXC UTILITY STANDARD		
Drawing No:	724065_A	Revision No:	A
Date Drawn:	Fri, Jul 15, 2022	Revision Date:	14.7.22
Designed By:	CARA NORTCLIFF	Quote No:	

Items on Plan:

Default Style

Plan No.	Qty	Code	Hdg	Description	Dims	CC (M3)
1	1	BU66F3IDC	L	Base Unit FH w/1x Shallow Int. Drw & 2x Deep Int. Drw	600/600/870	0.20
2	1	BU66F	R	Base Unit FH	600/600/870	0.20
3	1	CB86FABO	L	Corner Base FH, No C/Post (400 Door)	800/600/870	0.26
4	1	SU66SLF	L	Sink Unit FH w/Sink Liner	600/600/870	0.20
5	1	OH665A	L	Sgl Oven Hsg. (5A)	600/600/2100	0.28
6	1	BLU7523C		Carcase Matched Tall Blender	750/2400	
7	1	BBU6592C		Carcase Matched Base Blender	650/920	
8	1	BU66F	L	Base Unit FH	600/600/870	0.20
9	1	WU572	R	Wall Unit	500/300/724	0.08
10	1	CWU672	R	Corner Wall, No C/Post (300 Door)	600/300/724	0.10
11	1	WU672	L	Wall Unit	600/300/724	0.10
12	1	WU672	L	Wall Unit	600/300/724	0.10
13	1	WU672	R	Wall Unit	600/300/724	0.10
14	1	WU572	L	Wall Unit	500/300/724	0.08
	1	FRONTPNL72		Frontal Matched Filler Panel (For C/Post)	720	
	1	HOBSHIELD6		Hobshield	600	
	1	FRONTPNL72		Frontal Matched Filler Panel (For C/Post)	720	

**Total cubic metres of  
storage**

**1.90**

Worktop Details:

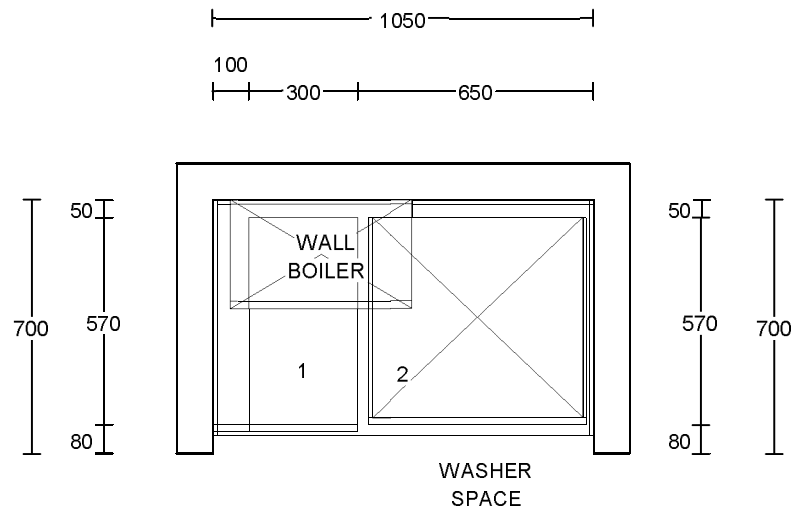
Default Style

Plan No.	Qty	Code	Description	Dims
15	1	PWT	40mm PVC Edged / 40mm Premium / 30mm Hi Def Worktop	2300/600
16	1	PWT	40mm PVC Edged / 40mm Premium / 30mm Hi Def Worktop	2000/600
	1	PFUP3095	Laminate Upstand	3050/95
	1	PFUP3095	Laminate Upstand	3050/95

## Accessories and Trims:

Default Style

<b>Qty</b>	<b>Code</b>	<b>Description</b>	<b>Dims</b>
1	BRKPLINTH	Plinth Corner Bracket (Pack of 2)	
2	CONPLINTHC	Carcase Matched Continuous Plinth w/Plinth Seal	2600
1	CTRAYVFH6	Standard Internal Cutlery Tray (For BU66F3ID/BU66F4ID)	600
2	RUNITPROTECT	Kitchen Protective Material	
1	STSBACK600	Stainless Steel Splashback 600 X	750
1	TOPSEALBOLT	Topseal Easibolt Pack	
1	VENTGRILL200	Ventilation Grill - Flowrate	200cm2



650mm DEEP WORKTOPS

PLEASE CHECK &  
CONFIRM DIMENSIONS  
& LAYOUT ON SITE  
BEFORE ORDERING  
CABINETS

Client:	BLOOR HOMES	Drawing No:	724065U_	<b>Symphony</b> <sup>®</sup>
Site:	BLOOR 2022	Revision No:		
House Type:	CLASSIC 372 BYRON - UTILITY	Scale:	Scale-to-fit	
House Type 2:	STANDARD			

THIS DRAWING AND THE COPYRIGHT THEREIN IS THE PROPERTY OF THE SYMPHONY GROUP PLC. THIS DRAWING IS ISSUED ON THE CONDITION THAT IT MUST NOT BE USED, COPIED OR EXHIBITED WITHOUT THE WRITTEN PERMISSION OF THE SYMPHONY GROUP PLC. ANY COMPONENTS OR ARTICLES MADE IN ACCORDANCE WITH THIS DRAWING MUST NOT BE USED FOR ANY OTHER PURPOSE THAN FOR WHICH THE DRAWING IS ISSUED.

THIS PLAN IS OFFERED AS A GUIDE ONLY FOR APPROVAL BY OUR CUSTOMER. NO RESPONSIBILITY IS UNDERTAKEN FOR ITS ACCURACY IN RELATION TO ORDERS PLACED FOR THE FITTING OF OUR GOODS WITHIN THE DIMENSIONS SHOWN.

**SCHEDULE &  
CUBIC CAPACITY**

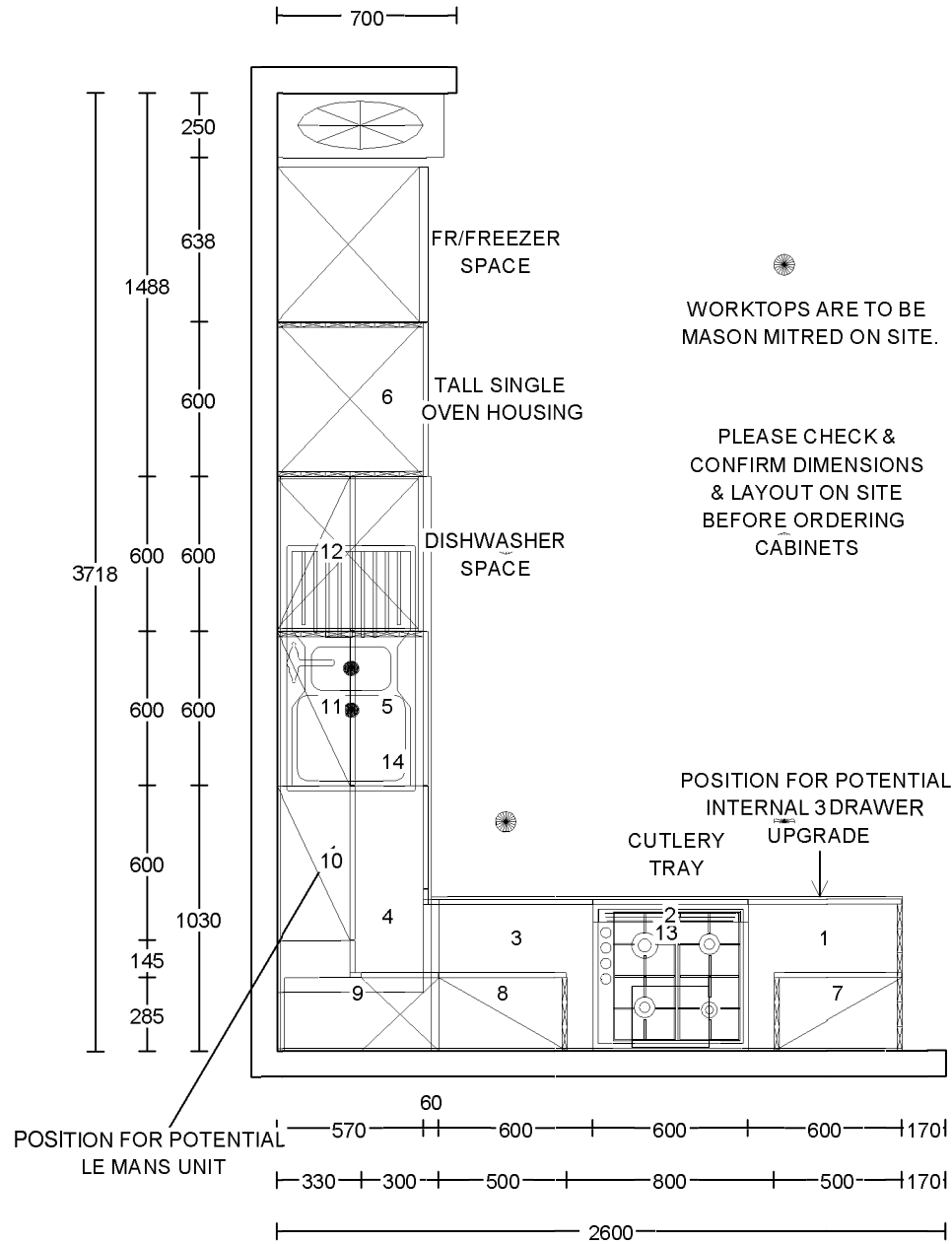


Client Name:	BLOOR HOMES	Site Name:	BLOOR 2022 CLASSIC ISSUE 4
House Type:	CLASSIC 372 BYRON - UTILITY STANDARD		
Drawing No:	724065U_	Revision No:	
Date Drawn:	Fri, Nov 25, 2022	Revision Date:	
Designed By:	CARA NORTCLIFF	Quote No:	

Items on Plan:		Default Style				
Plan No.	Qty	Code	Hdg	Description	Dims	CC (M3)
1	1	BU36F	L	Base Unit FH	300/600/870	0.09
	1	BWU390C		Carcase Matched Wall Blender (For Filler)	307/970	
<b>Total cubic metres of storage</b>						<b>0.09</b>

Worktop Details:		Default Style				
Plan No.	Qty	Code	Description	Dims		
2	1	PWT	40mm PVC Edged / 40mm Premium / 30mm Hi Def Worktop	1200/650		
	1	PFUP3095	Laminate Upstand	3050/95		

Accessories and Trims:		Default Style				
Qty	Code	Description	Dims			
1	BRKPLINTH	Plinth Corner Bracket (Pack of 2)				
1	CONPLINTHC	Carcase Matched Continuous Plinth w/Plinth Seal	2600			
1	RUNITPROTECT	Kitchen Protective Material				



Client:	BLOOR HOMES
Site:	BLOOR 2022
House Type:	CLASSIC 372 BYRON - EXC UTILITY
House Type 2:	UPGRADE

Drawing No:	724066_A
Revision No:	A
Scale:	Scale-to-fit



THIS DRAWING AND THE COPYRIGHT THEREIN IS THE PROPERTY OF THE SYMPHONY GROUP PLC. THIS DRAWING IS ISSUED ON THE CONDITION THAT IT MUST NOT BE USED, COPIED OR EXHIBITED WITHOUT THE WRITTEN PERMISSION OF THE SYMPHONY GROUP PLC. ANY COMPONENTS OR ARTICLES MADE IN ACCORDANCE WITH THIS DRAWING MUST NOT BE USED FOR ANY OTHER PURPOSE THAN FOR WHICH THE DRAWING IS ISSUED.

THIS PLAN IS OFFERED AS A GUIDE ONLY FOR APPROVAL BY OUR CUSTOMER. NO RESPONSIBILITY IS UNDERTAKEN FOR ITS ACCURACY IN RELATION TO ORDERS PLACED FOR THE FITTING OF OUR GOODS WITHIN THE DIMENSIONS SHOWN.

**SCHEDULE &  
CUBIC CAPACITY**



Client Name:	BLOOR HOMES	Site Name:	BLOOR 2022 CLASSIC ISSUE 4
House Type:	CLASSIC 372 BYRON - EXC UTILITY UPGRADE		
Drawing No:	724066_A	Revision No:	A
Date Drawn:	Fri, Jul 15, 2022	Revision Date:	14.7.22
Designed By:	CARA NORTCLIFF	Quote No:	

Items on Plan:

Default Style

Plan No.	Qty	Code	Hdg	Description	Dims	CC (M3)
1	1	BU66FGL	L	Base Unit FH (LH End)	600/600/870	0.20
2	1	BU66F3IDC	L	Base Unit FH w/1x Shallow Int. Drw & 2x Deep Int. Drw	600/600/870	0.20
3	1	BU66F	R	Base Unit FH	600/600/870	0.20
4	1	CB86FABO	L	Corner Base FH, No C/Post (400 Door)	800/600/870	0.26
5	1	SU66SLFGR	L	Sink Unit FH w/Sink Liner (RH End)	600/600/870	0.20
6	1	OH665AG2	L	Sgl Oven Hsg. (5A) (2 Ends)	600/600/2100	0.28
7	1	WU572G2	L	Wall Unit (2 Ends)	500/300/724	0.08
8	1	WU572GL	R	Wall Unit (LH End)	500/300/724	0.08
9	1	CWU672	R	Corner Wall, No C/Post (300 Door)	600/300/724	0.10
10	1	WU672	L	Wall Unit	600/300/724	0.10
11	1	WU672	L	Wall Unit	600/300/724	0.10
12	1	WU672	R	Wall Unit	600/300/724	0.10
	1	FRONTPNL72		Frontal Matched Filler Panel (For C/Post)	720	
	1	HOBSHIELD6		Hobshield	600	
	1	FRONTPNL72		Frontal Matched Filler Panel (For C/Post)	720	

**Total cubic metres of  
storage**

**1.90**

Worktop Details:

Default Style

Plan No.	Qty	Code	Description	Dims
13	1	PWT	40mm PVC Edged / 40mm Premium / 30mm Hi Def Worktop	2000/600
14	1	PWT	40mm PVC Edged / 40mm Premium / 30mm Hi Def Worktop	2300/600
	1	PFUP3095	Laminate Upstand	3050/95
	1	PFUP3095	Laminate Upstand	3050/95

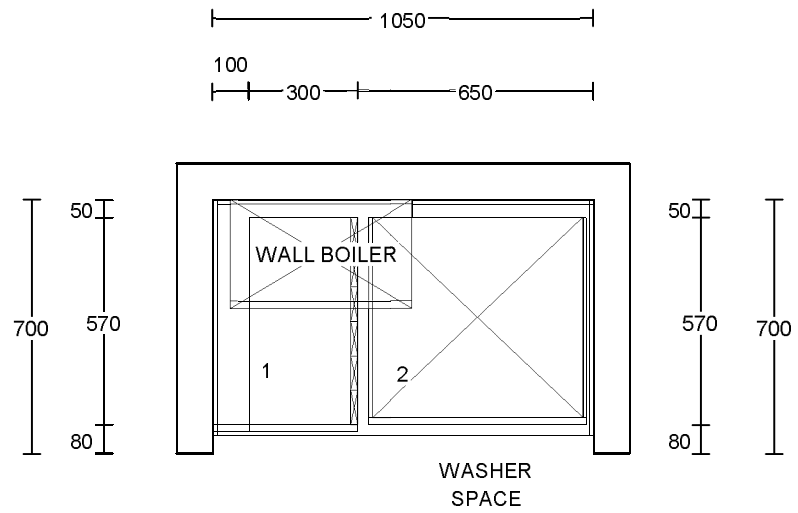
Accessories and Trims:

Default Style

Qty	Code	Description	Dims
-----	------	-------------	------

2	CONPLINTHR	Replacement End Matched Continuous Plinth w/Plinth Seal	2600
1	CTRAYVFH6	Standard Internal Cutlery Tray (For BU66F3ID/BU66F4ID)	600
2	RUNITPROTECT	Kitchen Protective Material	
1	STSBACK600	Stainless Steel Splashback 600 X	750
1	TOPSEALBOLT	Topseal Easibolt Pack	
1	VENTGRILL200	Ventilation Grill - Flowrate	200cm2





650mm DEEP WORKTOPS

PLEASE CHECK &  
CONFIRM DIMENSIONS  
& LAYOUT ON SITE  
BEFORE ORDERING  
CABINETS

Client:	BLOOR HOMES	Drawing No:	724066U_	<b>Symphony</b> <sup>®</sup>
Site:	BLOOR 2022	Revision No:		
House Type:	CLASSIC 372 BYRON - UTILITY	Scale:	Scale-to-fit	
House Type 2:	UPGRADE			

THIS DRAWING AND THE COPYRIGHT THEREIN IS THE PROPERTY OF THE SYMPHONY GROUP PLC. THIS DRAWING IS ISSUED ON THE CONDITION THAT IT MUST NOT BE USED, COPIED OR EXHIBITED WITHOUT THE WRITTEN PERMISSION OF THE SYMPHONY GROUP PLC. ANY COMPONENTS OR ARTICLES MADE IN ACCORDANCE WITH THIS DRAWING MUST NOT BE USED FOR ANY OTHER PURPOSE THAN FOR WHICH THE DRAWING IS ISSUED.

THIS PLAN IS OFFERED AS A GUIDE ONLY FOR APPROVAL BY OUR CUSTOMER. NO RESPONSIBILITY IS UNDERTAKEN FOR ITS ACCURACY IN RELATION TO ORDERS PLACED FOR THE FITTING OF OUR GOODS WITHIN THE DIMENSIONS SHOWN.

**SCHEDULE &  
CUBIC CAPACITY**

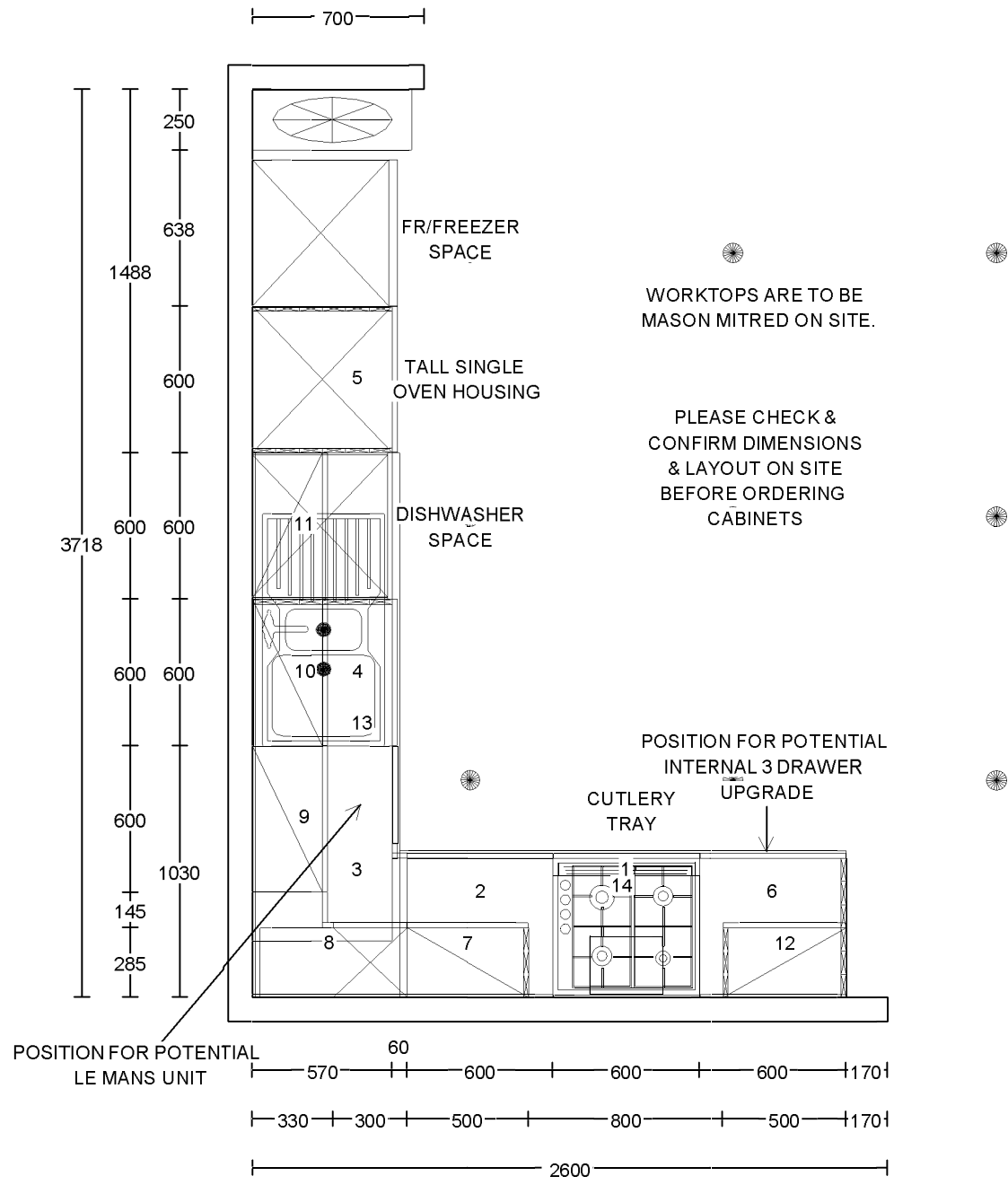


Client Name:	BLOOR HOMES	Site Name:	BLOOR 2022 CLASSIC ISSUE 4
House Type:	CLASSIC 372 BYRON - UTILITY UPGRADE		
Drawing No:	724066U_	Revision No:	
Date Drawn:	Fri, Nov 25, 2022	Revision Date:	
Designed By:	CARA NORTCLIFF	Quote No:	

Items on Plan:		Default Style				
Plan No.	Qty	Code	Hdg	Description	Dims	CC (M3)
1	1	BU36FGR	L	Base Unit FH (RH End)	300/600/870	0.09
	1	BWU390R		Replacement End Matched Wall Blender (For Filler)	307/970	
<b>Total cubic metres of storage</b>						<b>0.09</b>

Worktop Details:		Default Style				
Plan No.	Qty	Code	Description	Dims		
2	1	PWT	40mm PVC Edged / 40mm Premium / 30mm Hi Def Worktop	1200/650		
	1	PFUP3095	Laminate Upstand	3050/95		

Accessories and Trims:		Default Style				
Qty	Code	Description	Dims			
1	CONPLINTHR	Replacement End Matched Continuous Plinth w/Plinth Seal	2600			
1	RUNITPROTECT	Kitchen Protective Material				



Client:	BLOOR HOMES	Drawing No:	724067__
Site:	BLOOR 2022	Revision No:	
House Type:	CLASSIC 372 BYRON - EXC UTILITY	Scale:	Scale-to-fit
House Type 2:	EXCLUSIVE		



THIS DRAWING AND THE COPYRIGHT THEREIN IS THE PROPERTY OF THE SYMPHONY GROUP PLC. THIS DRAWING IS ISSUED ON THE CONDITION THAT IT MUST NOT BE USED, COPIED OR EXHIBITED WITHOUT THE WRITTEN PERMISSION OF THE SYMPHONY GROUP PLC. ANY COMPONENTS OR ARTICLES MADE IN ACCORDANCE WITH THIS DRAWING MUST NOT BE USED FOR ANY OTHER PURPOSE THAN FOR WHICH THE DRAWING IS ISSUED.

THIS PLAN IS OFFERED AS A GUIDE ONLY FOR APPROVAL BY OUR CUSTOMER. NO RESPONSIBILITY IS UNDERTAKEN FOR ITS ACCURACY IN RELATION TO ORDERS PLACED FOR THE FITTING OF OUR GOODS WITHIN THE DIMENSIONS SHOWN.

**SCHEDULE &  
CUBIC CAPACITY**



Client Name:	BLOOR HOMES	Site Name:	BLOOR 2022 CLASSIC ISSUE 4
House Type:	CLASSIC 372 BYRON - EXC UTILITY EXCLUSIVE		
Drawing No:	724067__	Revision No:	
Date Drawn:	Wed, Mar 30, 2022	Revision Date:	
Designed By:	CARA NORTCLIFF	Quote No:	

Items on Plan:

Default Style

Plan No.	Qty	Code	Hdg	Description	Dims	CC (M3)
1	1	BU66F3IDC	L	Base Unit FH w/1x Shallow Int. Drw & 2x Deep Int. Drw	600/600/870	0.20
2	1	BU66F	R	Base Unit FH	600/600/870	0.20
3	1	CB86FABO	L	Corner Base FH, No C/Post (400 Door)	800/600/870	0.26
4	1	SU66SLFGR	L	Sink Unit FH w/Sink Liner (RH End)	600/600/870	0.20
5	1	OH665AG2	L	Sgl Oven Hsg. (5A) (2 Ends)	600/600/2100	0.28
6	1	BU66FGL	L	Base Unit FH (LH End)	600/600/870	0.20
7	1	WU572GL	R	Wall Unit (LH End)	500/300/724	0.08
8	1	CWU672	R	Corner Wall, No C/Post (300 Door)	600/300/724	0.10
9	1	WU672	L	Wall Unit	600/300/724	0.10
10	1	WU672	L	Wall Unit	600/300/724	0.10
11	1	WU672	R	Wall Unit	600/300/724	0.10
12	1	WU572G2	L	Wall Unit (2 Ends)	500/300/724	0.08
	1	FRONTPNL72		Frontal Matched Filler Panel (For C/Post)	720	
	1	HOBSHIELD6		Hobshield	600	
	1	FRONTPNL72		Frontal Matched Filler Panel (For C/Post)	720	

**Total cubic metres of storage**

**1.90**

Worktop Details:

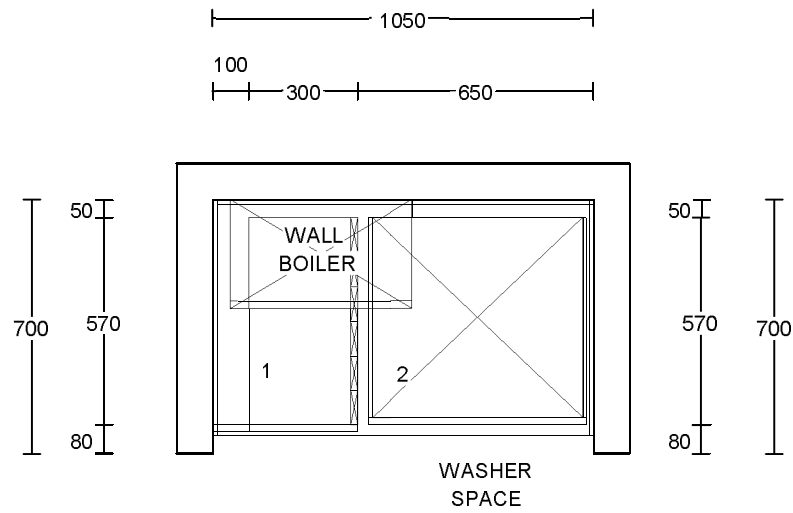
Default Style

Plan No.	Qty	Code	Description	Dims
13	1	PWT	40mm PVC Edged / 40mm Premium / 30mm Hi Def Worktop	2300/600
14	1	PWT	40mm PVC Edged / 40mm Premium / 30mm Hi Def Worktop	2000/600
	1	PFUP3095	Laminate Upstand	3050/95
	1	PFUP3095	Laminate Upstand	3050/95

## Accessories and Trims:

Default Style

<b>Qty</b>	<b>Code</b>	<b>Description</b>	<b>Dims</b>
2	CONPLINTHR	Replacement End Matched Continuous Plinth w/Plinth Seal	2600
1	CTRAYVFH6	Standard Internal Cutlery Tray (For BU66F3ID/BU66F4ID)	600
1	GLSPLASH675	Glass Splashback	600/750
2	RUNITPROTECT	Kitchen Protective Material	
1	TOPSEALBOLT	Topseal Easibolt Pack	
1	VENTGRILL200	Ventilation Grill - Flowrate	200cm2



650mm DEEP WORKTOPS

PLEASE CHECK &  
CONFIRM DIMENSIONS  
& LAYOUT ON SITE  
BEFORE ORDERING  
CABINETS

Client:	BLOOR HOMES	Drawing No:	724067U_	<b>Symphony</b> <sup>®</sup>
Site:	BLOOR 2022	Revision No:		
House Type:	CLASSIC 372 BYRON - UTILITY	Scale:	Scale-to-fit	
House Type 2:	EXCLUSIVE			

THIS DRAWING AND THE COPYRIGHT THEREIN IS THE PROPERTY OF THE SYMPHONY GROUP PLC. THIS DRAWING IS ISSUED ON THE CONDITION THAT IT MUST NOT BE USED, COPIED OR EXHIBITED WITHOUT THE WRITTEN PERMISSION OF THE SYMPHONY GROUP PLC. ANY COMPONENTS OR ARTICLES MADE IN ACCORDANCE WITH THIS DRAWING MUST NOT BE USED FOR ANY OTHER PURPOSE THAN FOR WHICH THE DRAWING IS ISSUED.

THIS PLAN IS OFFERED AS A GUIDE ONLY FOR APPROVAL BY OUR CUSTOMER. NO RESPONSIBILITY IS UNDERTAKEN FOR ITS ACCURACY IN RELATION TO ORDERS PLACED FOR THE FITTING OF OUR GOODS WITHIN THE DIMENSIONS SHOWN.

**SCHEDULE &  
CUBIC CAPACITY**



Client Name:	BLOOR HOMES	Site Name:	BLOOR 2022 CLASSIC ISSUE 4
House Type:	CLASSIC 372 BYRON - UTILITY EXCLUSIVE		
Drawing No:	724067U_	Revision No:	
Date Drawn:	Fri, Nov 25, 2022	Revision Date:	
Designed By:	CARA NORTCLIFF	Quote No:	

Items on Plan:		Default Style				
Plan No.	Qty	Code	Hdg	Description	Dims	CC (M3)
1	1	BU36FGR	L	Base Unit FH (RH End)	300/600/870	0.09
	1	BWU390R		Replacement End Matched Wall Blender (For Filler)	307/970	
<b>Total cubic metres of storage</b>						<b>0.09</b>

Worktop Details:		Default Style				
Plan No.	Qty	Code	Description		Dims	
2	1	PWT	40mm PVC Edged / 40mm Premium / 30mm Hi Def Worktop		1200/650	
	1	PFUP3095	Laminate Upstand		3050/95	

Accessories and Trims:		Default Style				
Qty	Code	Description		Dims		
1	CONPLINTHR	Replacement End Matched Continuous Plinth w/Plinth Seal		2600		
1	RUNITPROTECT	Kitchen Protective Material				