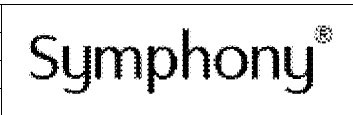


Client:	BLOOR HOMES
Site:	BLOOR 2022
House Type:	NSS.476 WARTON - EXC UTILITY
House Type 2:	STANDARD

Drawing No:	725010_A
Revision No:	A
Scale:	Scale-to-fit



THIS DRAWING AND THE COPYRIGHT THEREIN IS THE PROPERTY OF THE SYMPHONY GROUP PLC. THIS DRAWING IS ISSUED ON THE CONDITION THAT IT MUST NOT BE USED, COPIED OR EXHIBITED WITHOUT THE WRITTEN PERMISSION OF THE SYMPHONY GROUP PLC. ANY COMPONENTS OR ARTICLES MADE IN ACCORDANCE WITH THIS DRAWING MUST NOT BE USED FOR ANY OTHER PURPOSE THAN FOR WHICH THE DRAWING IS ISSUED.

THIS PLAN IS OFFERED AS A GUIDE ONLY FOR APPROVAL BY OUR CUSTOMER. NO RESPONSIBILITY IS UNDERTAKEN FOR ITS ACCURACY IN RELATION TO ORDERS PLACED FOR THE FITTING OF OUR GOODS WITHIN THE DIMENSIONS SHOWN.

**SCHEDULE &
CUBIC CAPACITY**



Client Name:	BLOOR HOMES	Site Name:	BLOOR 2022 NSS ISSUE 4
House Type:	NSS.476 WARTON - EXC UTILITY STANDARD		
Drawing No:	725010_A	Revision No:	A
Date Drawn:	Wed, Oct 12, 2022	Revision Date:	11.10.22
Designed By:	CARA NORTCLIFF	Quote No:	

Items on Plan:

Default Style

Plan No.	Qty	Code	Hdg	Description	Dims	CC (M3)
1	1	BLU7523C		Carcase Matched Tall Blender	750/2400	
2	1	BU63F	L	Reduced Depth Base Unit FH	600/300/870	0.10
3	1	BU63F	L	Reduced Depth Base Unit FH	600/300/870	0.10
4	1	BU63F	R	Reduced Depth Base Unit FH	600/300/870	0.10
5	1	BBBP992C		Carcase Matched Breakfast Bar Back Panel	900/920	
6	1	BU66F	L	Base Unit FH	600/600/870	0.20
7	1	CB126FFP	R	Corner Base FH (600 Door) (Flexi C/Post)	1200/600/870	0.41
8	1	BBU6592C		Carcase Matched Base Blender	650/920	
9	1	SU66SLF	R	Sink Unit FH w/Sink Liner	600/600/870	0.20
10	1	CB106FAFP	L	Corner Base FH (500 Door) (Flexi C/Post)	1000/600/870	0.34
11	1	BU66F	L	Base Unit FH	600/600/870	0.20
12	1	BU66F3IDC	L	Base Unit FH w/1x Shallow Int. Drw & 2x Deep Int. Drw	600/600/870	0.20
13	1	BU66F	R	Base Unit FH	600/600/870	0.20
14	1	OH663A	R	Dbl Oven Hsg. (3A)	600/600/2100	0.28
15	1	WU672	L	Wall Unit	600/300/724	0.10
16	1	WU572	L	Wall Unit	500/300/724	0.08
17	1	WU572	L	Wall Unit	500/300/724	0.08
18	1	WU572	R	Wall Unit	500/300/724	0.08
	1	HOBSHIELD6		Hobshield	600	
	1	BWU390C		Carcase Matched Wall Blender (For Filler)	307/970	
	1	BWU390C		Carcase Matched Wall Blender (For Filler)	307/970	

Total cubic metres of storage 2.67

Worktop Details:

Default Style

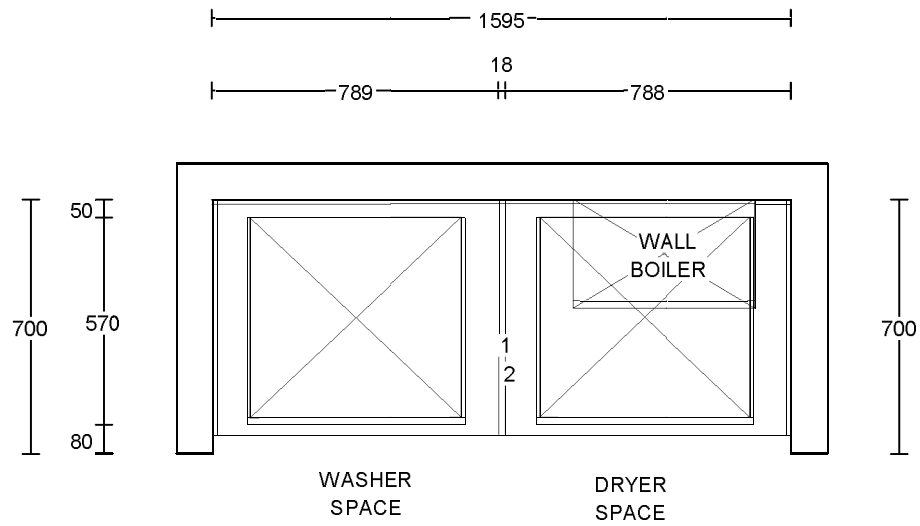
Plan No.	Qty	Code	Description	Dims

19	1	DPWT	40mm Double PVC Edged / 40mm Premium / 30mm Hi Def Worktop	2000/900
20	1	PWT	40mm PVC Edged / 40mm Premium / 30mm Hi Def Worktop	2000/600
21	1	PWT	40mm PVC Edged / 40mm Premium Worktop	2500/600
	1	PFUP3095	Laminate Upstand	3000/95
	1	PFUP3095	Laminate Upstand	3000/95

Accessories and Trims:

Default Style

Qty	Code	Description	Dims
1	BRKPLINTH	Plinth Corner Bracket (Pack of 2)	
4	CONPLINTHC	Carcase Matched Continuous Plinth w/Plinth Seal	2600
1	CTRAYVFH6	Standard Internal Cutlery Tray (For BU66F3ID/BU66F4ID)	600
2	RUNITPROTECT	Kitchen Protective Material	
1	STSBACK600	Stainless Steel Splashback 600 X	750
2	TOPSEALBOLT	Topseal Easibolt Pack	
1	VENTGRILL200	Ventilation Grill - Flowrate	200cm2



650mm DEEP WORKTOPS

PLEASE CHECK &
CONFIRM DIMENSIONS
& LAYOUT ON SITE
BEFORE ORDERING
CABINETS

Client:	BLOOR HOMES	Drawing No:	725010UA	Symphony [®]
Site:	BLOOR 2022	Revision No:	A	
House Type:	NSS.476 WARTON - UTILITY	Scale:	Scale-to-fit	
House Type 2:	STANDARD			

THIS DRAWING AND THE COPYRIGHT THEREIN IS THE PROPERTY OF THE SYMPHONY GROUP PLC. THIS DRAWING IS ISSUED ON THE CONDITION THAT IT MUST NOT BE USED, COPIED OR EXHIBITED WITHOUT THE WRITTEN PERMISSION OF THE SYMPHONY GROUP PLC. ANY COMPONENTS OR ARTICLES MADE IN ACCORDANCE WITH THIS DRAWING MUST NOT BE USED FOR ANY OTHER PURPOSE THAN FOR WHICH THE DRAWING IS ISSUED.

THIS PLAN IS OFFERED AS A GUIDE ONLY FOR APPROVAL BY OUR CUSTOMER. NO RESPONSIBILITY IS UNDERTAKEN FOR ITS ACCURACY IN RELATION TO ORDERS PLACED FOR THE FITTING OF OUR GOODS WITHIN THE DIMENSIONS SHOWN.

**SCHEDULE &
CUBIC CAPACITY**



Client Name:	BLOOR HOMES	Site Name:	BLOOR 2022 NSS ISSUE 4
House Type:	NSS.476 WARTON - UTILITY STANDARD		
Drawing No:	725010UA	Revision No:	A
Date Drawn:	Wed, Oct 12, 2022	Revision Date:	11.10.22
Designed By:	CARA NORTCLIFF	Quote No:	

Items on Plan: Default Style

Plan No.	Qty	Code	Hdg	Description	Dims	CC (M3)
1	1	BBU6592C		Carcase Matched Base Blender	650/920	
	1	BBU6592C		Carcase Matched Base Blender 650/920 TO BOX BOILER PIPES		
	1	BBU6592C		Carcase Matched Base Blender 650/920 TO BOX BOILER PIPES		

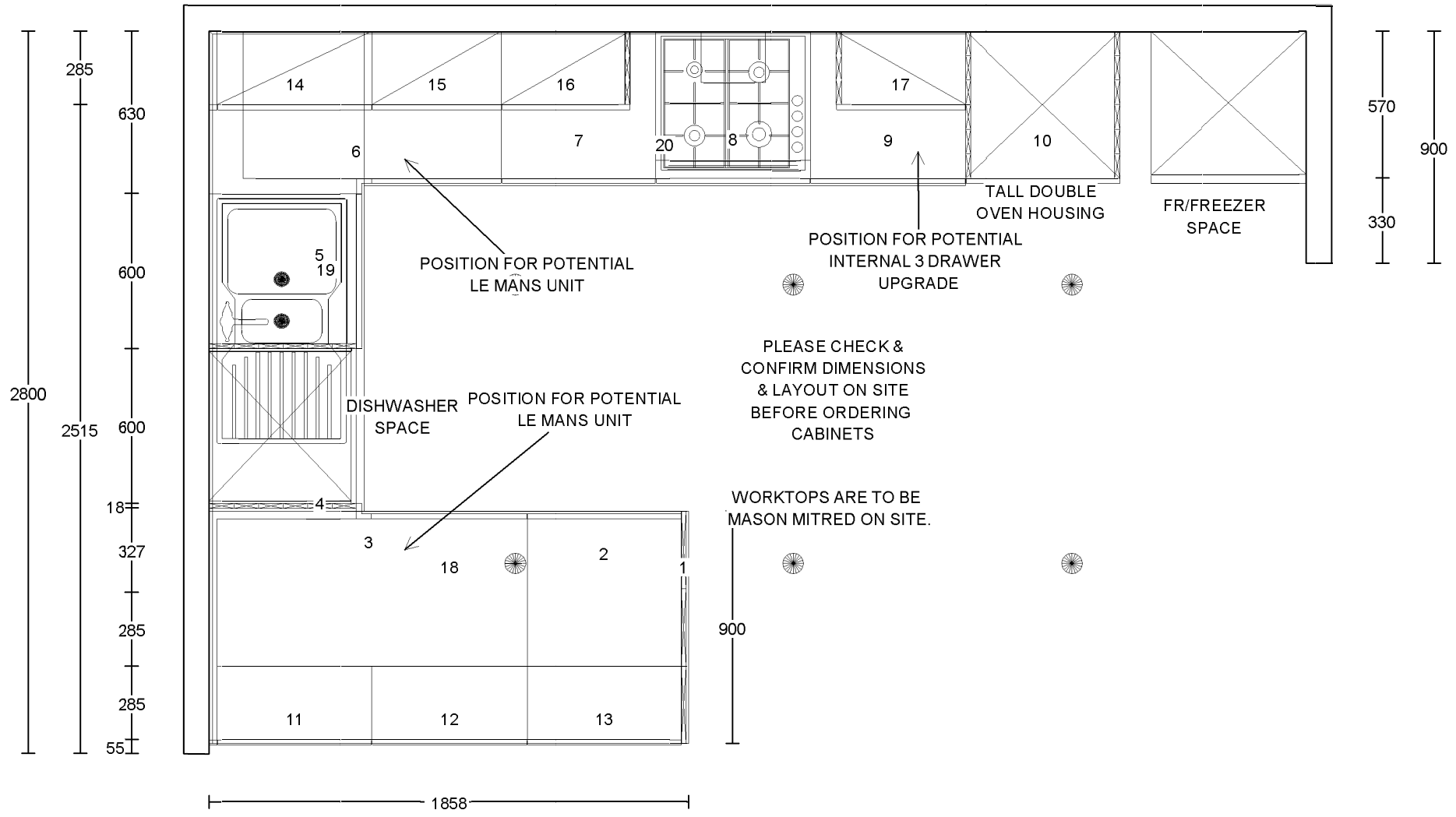
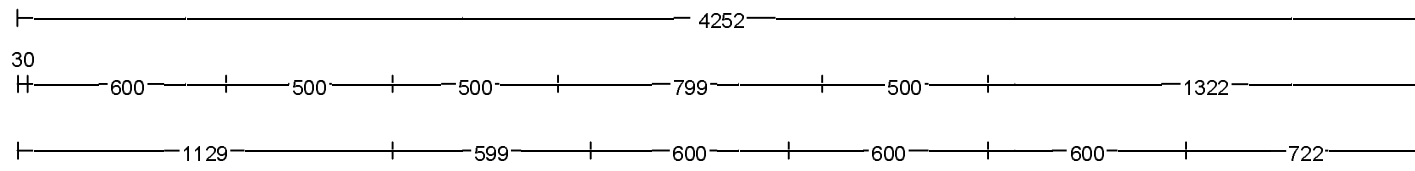
**Total cubic metres of
storage**

Worktop Details: Default Style

Plan No.	Qty	Code	Description	Dims
2	1	PWT	40mm PVC Edged / 40mm Premium / 30mm Hi Def Worktop	1700/650
	1	PFUP3095	Laminate Upstand	3050/95
	1	PFUP3095	Laminate Upstand	3050/95

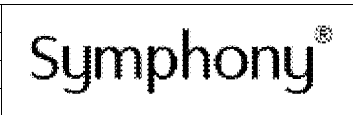
Accessories and Trims: Default Style

Qty	Code	Description	Dims
1	RUNITPROTECT	Kitchen Protective Material	



Client:	BLOOR HOMES
Site:	BLOOR 2022
House Type:	NSS.476 WARTON - EXC UTILITY
House Type 2:	UPGRADE

Drawing No:	725012_A
Revision No:	A
Scale:	Scale-to-fit



THIS DRAWING AND THE COPYRIGHT THEREIN IS THE PROPERTY OF THE SYMPHONY GROUP PLC. THIS DRAWING IS ISSUED ON THE CONDITION THAT IT MUST NOT BE USED, COPIED OR EXHIBITED WITHOUT THE WRITTEN PERMISSION OF THE SYMPHONY GROUP PLC. ANY COMPONENTS OR ARTICLES MADE IN ACCORDANCE WITH THIS DRAWING MUST NOT BE USED FOR ANY OTHER PURPOSE THAN FOR WHICH THE DRAWING IS ISSUED.

THIS PLAN IS OFFERED AS A GUIDE ONLY FOR APPROVAL BY OUR CUSTOMER. NO RESPONSIBILITY IS UNDERTAKEN FOR ITS ACCURACY IN RELATION TO ORDERS PLACED FOR THE FITTING OF OUR GOODS WITHIN THE DIMENSIONS SHOWN.

**SCHEDULE &
CUBIC CAPACITY**



Client Name:	BLOOR HOMES	Site Name:	BLOOR 2022 NSS ISSUE 4
House Type:	NSS.476 WARTON - EXC UTILITY UPGRADE		
Drawing No:	725012_A	Revision No:	A
Date Drawn:	Wed, Oct 12, 2022	Revision Date:	11.10.22
Designed By:	CARA NORTCLIFF	Quote No:	

Items on Plan:

Default Style

Plan No.	Qty	Code	Hdg	Description	Dims	CC (M3)
1	1	BBBP992R		Replacement End Matched Breakfast Bar Back Panel	900/920	
2	1	BU66F	L	Base Unit FH	600/600/870	0.20
3	1	CB126FFP	R	Corner Base FH (600 Door) (Flexi C/Post)	1200/600/870	0.41
4	1	BBU6592R		Replacement End Matched Base Blender	650/920	
5	1	SU66SLFGL	R	Sink Unit FH w/Sink Liner (LH End)	600/600/870	0.20
6	1	CB106FAFP	L	Corner Base FH (500 Door) (Flexi C/Post)	1000/600/870	0.34
7	1	BU66F	L	Base Unit FH	600/600/870	0.20
8	1	BU66F3IDC	L	Base Unit FH w/1x Shallow Int. Drw & 2x Deep Int. Drw	600/600/870	0.20
9	1	BU66F	R	Base Unit FH	600/600/870	0.20
10	1	OH663AG2	R	Dbl Oven Hsg. (3A) (2 Ends)	600/600/2100	0.28
11	1	BU63F	L	Reduced Depth Base Unit FH	600/300/870	0.10
12	1	BU63F	L	Reduced Depth Base Unit FH	600/300/870	0.10
13	1	BU63F	R	Reduced Depth Base Unit FH	600/300/870	0.10
14	1	WU672	L	Wall Unit	600/300/724	0.10
15	1	WU572	L	Wall Unit	500/300/724	0.08
16	1	WU572GR	L	Wall Unit (RH End)	500/300/724	0.08
17	1	WU572GL	R	Wall Unit (LH End)	500/300/724	0.08
	1	HOBSHIELD6		Hobshield	600	
	1	BWU390R		Replacement End Matched Wall Blender (For Filler)	307/970	
	1	BWU390R		Replacement End Matched Wall Blender (For Filler)	307/970	

**Total cubic metres of
storage**

2.67

Worktop Details:

Default Style

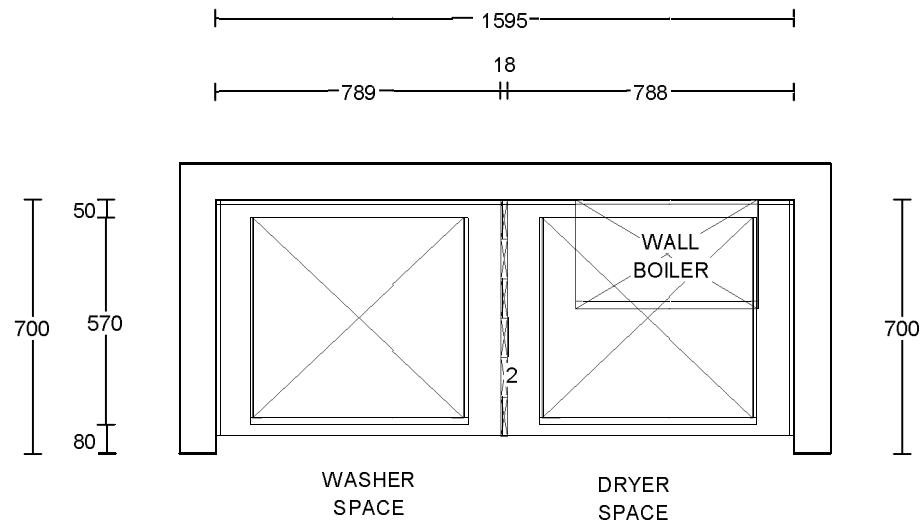
Plan No.	Qty	Code	Description	Dims
18	1	DPWT	40mm Double PVC Edged / 40mm Premium / 30mm Hi Def Worktop	2000/900

19	1	PWT	40mm PVC Edged / 40mm Premium / 30mm Hi Def Worktop	2000/600
20	1	PWT	40mm PVC Edged / 40mm Premium Worktop	2500/600
	1	PFUP3095	Laminate Upstand	3000/95
	1	PFUP3095	Laminate Upstand	3000/95

Accessories and Trims:

Default Style

Qty	Code	Description	Dims
4	CONPLINTHR	Replacement End Matched Continuous Plinth w/Plinth Seal	2600
1	CTRAYVFH6	Standard Internal Cutlery Tray (For BU66F3ID/BU66F4ID)	600
2	RUNITPROTECT	Kitchen Protective Material	
1	STSBACK600	Stainless Steel Splashback 600 X	750
2	TOPSEALBOLT	Topseal Easibolt Pack	
1	VENTGRIDGR	Aeration Grid Grey	510/45/15



650mm DEEP WORKTOPS

PLEASE CHECK &
CONFIRM DIMENSIONS
& LAYOUT ON SITE
BEFORE ORDERING
CABINETS

Client:	BLOOR HOMES	Drawing No:	725012UA	Symphony
Site:	BLOOR 2022	Revision No:	A	
House Type:	NSS.476 WARTON - UTILITY	Scale:	Scale-to-fit	
House Type 2:	UPGRADE			

THIS DRAWING AND THE COPYRIGHT THEREIN IS THE PROPERTY OF THE SYMPHONY GROUP PLC. THIS DRAWING IS ISSUED ON THE CONDITION THAT IT MUST NOT BE USED, COPIED OR EXHIBITED WITHOUT THE WRITTEN PERMISSION OF THE SYMPHONY GROUP PLC. ANY COMPONENTS OR ARTICLES MADE IN ACCORDANCE WITH THIS DRAWING MUST NOT BE USED FOR ANY OTHER PURPOSE THAN FOR WHICH THE DRAWING IS ISSUED.

THIS PLAN IS OFFERED AS A GUIDE ONLY FOR APPROVAL BY OUR CUSTOMER. NO RESPONSIBILITY IS UNDERTAKEN FOR ITS ACCURACY IN RELATION TO ORDERS PLACED FOR THE FITTING OF OUR GOODS WITHIN THE DIMENSIONS SHOWN.

**SCHEDULE &
CUBIC CAPACITY****Symphony**[®]

Client Name:	BLOOR HOMES	Site Name:	BLOOR 2022 NSS ISSUE 4
House Type:	NSS.476 WARTON - UTILITY UPGRADE		
Drawing No:	725012UA	Revision No:	A
Date Drawn:	Wed, Oct 12, 2022	Revision Date:	12.10.22
Designed By:	CARA NORTCLIFF	Quote No:	

Items on Plan:

Default Style

Plan No.	Qty	Code	Hdg	Description	Dims	CC (M3)
1	1	BBU6592R		Replacement End Matched Base Blender	650/920	
	1	BBU6592R		Replacement End Matched Base Blender 650/920 TO BOX IN BOILER PIPES		
	1	BBU6592R		Replacement End Matched Base Blender 650/920 TO BOX IN BOILER PIPES		

**Total cubic metres of
storage**

Worktop Details:

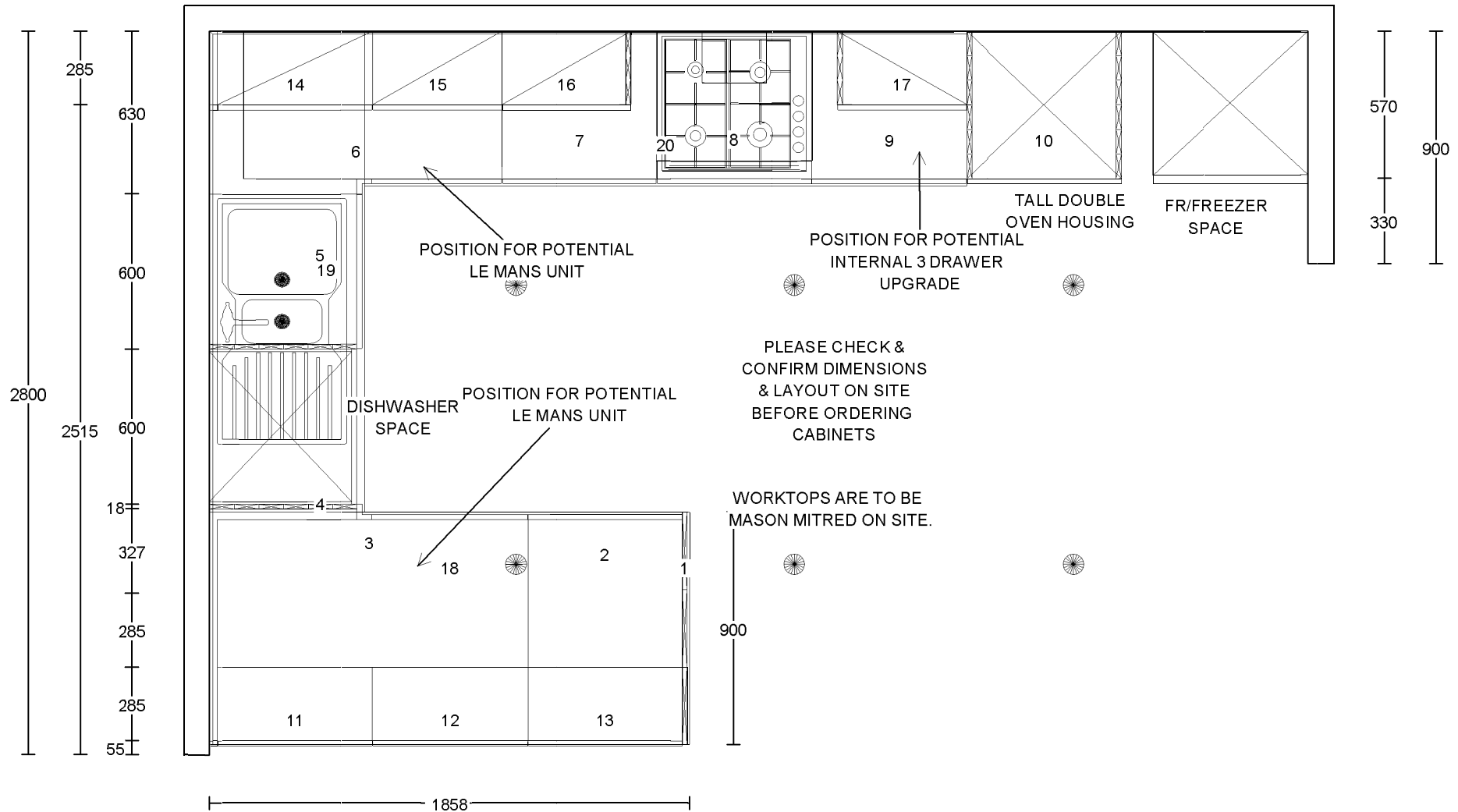
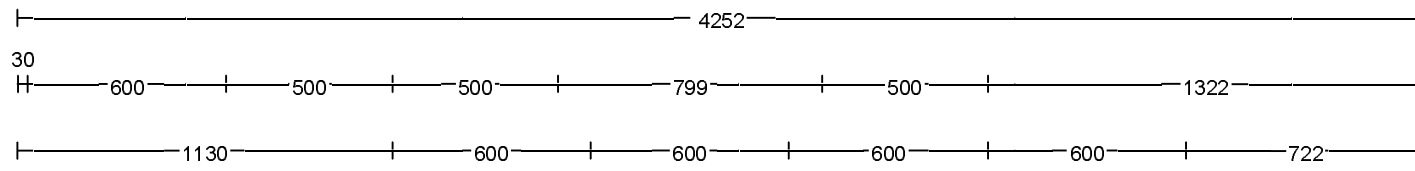
Default Style

Plan No.	Qty	Code	Description	Dims
2	1	PWT	40mm PVC Edged / 40mm Premium / 30mm Hi Def Worktop	1700/650
	1	PFUP3095	Laminate Upstand	3050/95
	1	PFUP3095	Laminate Upstand	3050/95

Accessories and Trims:

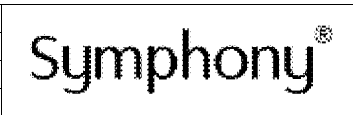
Default Style

Qty	Code	Description	Dims
1	RUNITPROTECT	Kitchen Protective Material	



Client:	BLOOR HOMES
Site:	BLOOR 2022
House Type:	NSS.476 WARTON - EXC UTILITY
House Type 2:	EXCLUSIVE

Drawing No:	725014_A
Revision No:	A
Scale:	Scale-to-fit



THIS DRAWING AND THE COPYRIGHT THEREIN IS THE PROPERTY OF THE SYMPHONY GROUP PLC. THIS DRAWING IS ISSUED ON THE CONDITION THAT IT MUST NOT BE USED, COPIED OR EXHIBITED WITHOUT THE WRITTEN PERMISSION OF THE SYMPHONY GROUP PLC. ANY COMPONENTS OR ARTICLES MADE IN ACCORDANCE WITH THIS DRAWING MUST NOT BE USED FOR ANY OTHER PURPOSE THAN FOR WHICH THE DRAWING IS ISSUED.

THIS PLAN IS OFFERED AS A GUIDE ONLY FOR APPROVAL BY OUR CUSTOMER. NO RESPONSIBILITY IS UNDERTAKEN FOR ITS ACCURACY IN RELATION TO ORDERS PLACED FOR THE FITTING OF OUR GOODS WITHIN THE DIMENSIONS SHOWN.

**SCHEDULE &
CUBIC CAPACITY**



Client Name:	BLOOR HOMES	Site Name:	BLOOR 2022 NSS ISSUE 4
House Type:	NSS.476 WARTON - EXC UTILITY EXCLUSIVE		
Drawing No:	725014_A	Revision No:	A
Date Drawn:	Wed, Oct 12, 2022	Revision Date:	12.10.22
Designed By:	CARA NORTCLIFF	Quote No:	

Items on Plan:

Default Style

Plan No.	Qty	Code	Hdg	Description	Dims	CC (M3)
1	1	BBBP992R		Replacement End Matched Breakfast Bar Back Panel	900/920	
2	1	BU66F	L	Base Unit FH	600/600/870	0.20
3	1	CB126FFP	R	Corner Base FH (600 Door) (Flexi C/Post)	1200/600/870	0.41
4	1	BBU6592R		Replacement End Matched Base Blender	650/920	
5	1	SU66SLFGL	R	Sink Unit FH w/Sink Liner (LH End)	600/600/870	0.20
6	1	CB106FAFP	L	Corner Base FH (500 Door) (Flexi C/Post)	1000/600/870	0.34
7	1	BU66F	L	Base Unit FH	600/600/870	0.20
8	1	BU66F3IDC	L	Base Unit FH w/1x Shallow Int. Drw & 2x Deep Int. Drw	600/600/870	0.20
9	1	BU66F	R	Base Unit FH	600/600/870	0.20
10	1	OH663AG2	R	Dbl Oven Hsg. (3A) (2 Ends)	600/600/2100	0.28
11	1	BU63F	L	Reduced Depth Base Unit FH	600/300/870	0.10
12	1	BU63F	L	Reduced Depth Base Unit FH	600/300/870	0.10
13	1	BU63F	R	Reduced Depth Base Unit FH	600/300/870	0.10
14	1	WU672	L	Wall Unit	600/300/724	0.10
15	1	WU572	L	Wall Unit	500/300/724	0.08
16	1	WU572GR	L	Wall Unit (RH End)	500/300/724	0.08
17	1	WU572GL	R	Wall Unit (LH End)	500/300/724	0.08
	1	HOBSHIELD6		Hobshield	600	
	1	BWU390R		Replacement End Matched Wall Blender (For Filler)	307/970	
	1	BWU390R		Replacement End Matched Wall Blender (For Filler)	307/970	

**Total cubic metres of
storage**

2.67

Worktop Details:

Default Style

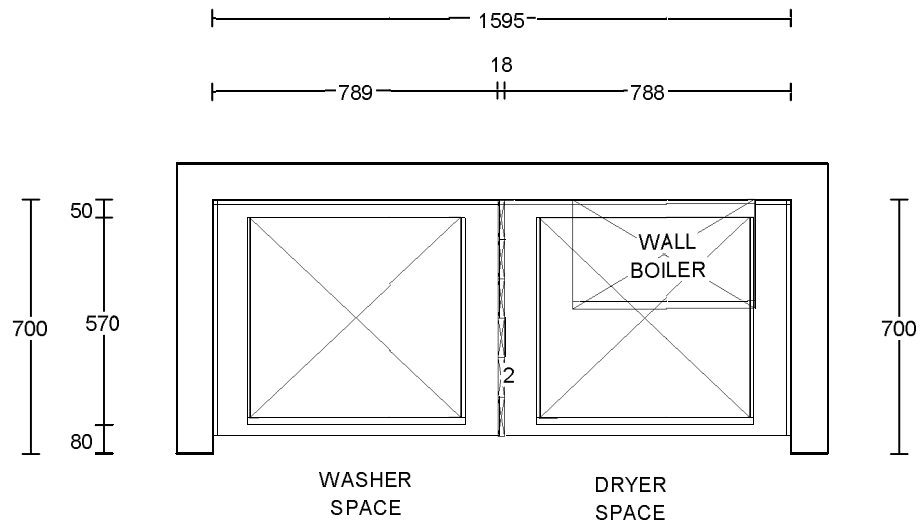
Plan No.	Qty	Code	Description	Dims
18	1	DPWT	40mm Double PVC Edged / 40mm Premium / 30mm Hi Def Worktop	2000/900

19	1	PWT	40mm PVC Edged / 40mm Premium / 30mm Hi Def Worktop	2000/600
20	1	PWT	40mm PVC Edged / 40mm Premium Worktop	2500/600
	1	PFUP3095	Laminate Upstand	3000/95
	1	PFUP3095	Laminate Upstand	3000/95

Accessories and Trims:

Default Style

Qty	Code	Description	Dims
4	CONPLINTHR	Replacement End Matched Continuous Plinth w/Plinth Seal	2600
1	CTRAYVFH6	Standard Internal Cutlery Tray (For BU66F3ID/BU66F4ID)	600
1	GLSPASH675	Glass Splashback	600/750
2	RUNITPROTECT	Kitchen Protective Material	
2	TOPSEALBOLT	Topseal Easibolt Pack	
1	VENTGRIDGR	Aeration Grid Grey	510/45/15



650mm DEEP WORKTOPS

PLEASE CHECK &
CONFIRM DIMENSIONS
& LAYOUT ON SITE
BEFORE ORDERING
CABINETS

Client:	BLOOR HOMES	Drawing No:	725014UA
Site:	BLOOR 2022	Revision No:	A
House Type:	NSS.476 WARTON - UTILITY	Scale:	Scale-to-fit
House Type 2:	EXCLUSIVE PAN DRAWER		

Symphony®

THIS DRAWING AND THE COPYRIGHT THEREIN IS THE PROPERTY OF THE SYMPHONY GROUP PLC. THIS DRAWING IS ISSUED ON THE CONDITION THAT IT MUST NOT BE USED, COPIED OR EXHIBITED WITHOUT THE WRITTEN PERMISSION OF THE SYMPHONY GROUP PLC. ANY COMPONENTS OR ARTICLES MADE IN ACCORDANCE WITH THIS DRAWING MUST NOT BE USED FOR ANY OTHER PURPOSE THAN FOR WHICH THE DRAWING IS ISSUED.

THIS PLAN IS OFFERED AS A GUIDE ONLY FOR APPROVAL BY OUR CUSTOMER. NO RESPONSIBILITY IS UNDERTAKEN FOR ITS ACCURACY IN RELATION TO ORDERS PLACED FOR THE FITTING OF OUR GOODS WITHIN THE DIMENSIONS SHOWN.

**SCHEDULE &
CUBIC CAPACITY****Symphony®**

Client Name:	BLOOR HOMES	Site Name:	BLOOR 2022 NSS ISSUE 4
House Type:	NSS.476 WARTON - UTILITY EXCLUSIVE PAN DRAWER		
Drawing No:	725014UA	Revision No:	A
Date Drawn:	Wed, Oct 12, 2022	Revision Date:	12.10.22
Designed By:	CARA NORTCLIFF	Quote No:	

Items on Plan: Default Style

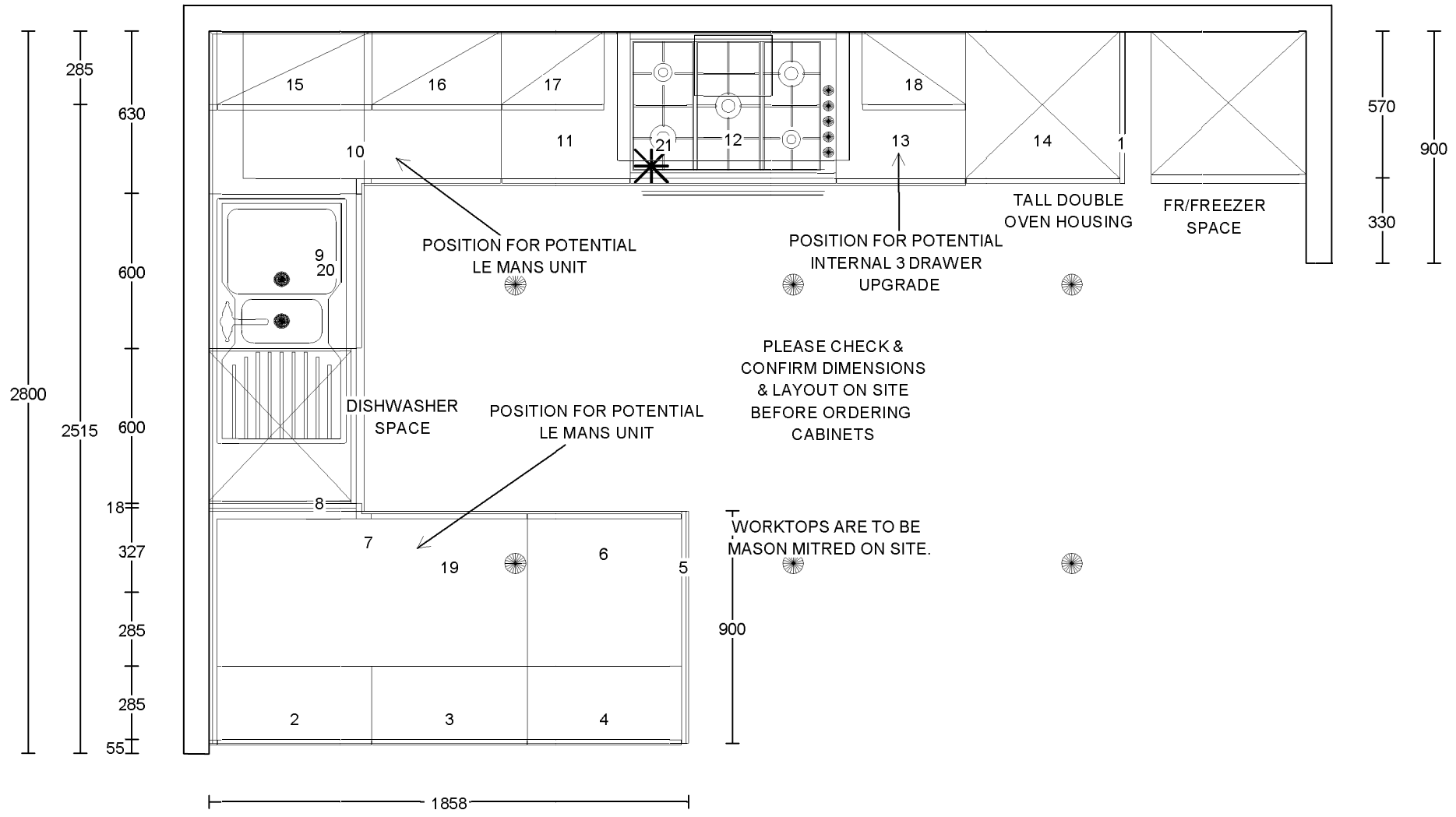
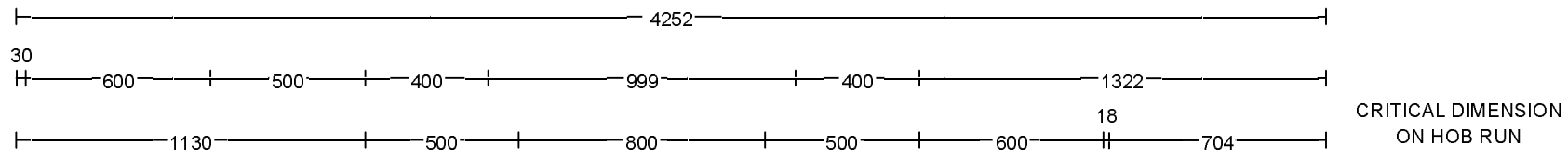
Plan No.	Qty	Code	Hdg	Description	Dims	CC (M3)
1	1	BBU6592R		Replacement End Matched Base Blender	650/920	
	1	BBU6592R		Replacement End Matched Base Blender 650/920 TO BOX BOILER PIPES		
	1	BBU6592R		Replacement End Matched Base Blender 650/920 TO BOX BOILER PIPES		

**Total cubic metres of
storage****Worktop Details: Default Style**

Plan No.	Qty	Code	Description	Dims
2	1	PWT	40mm PVC Edged / 40mm Premium / 30mm Hi Def Worktop	1700/650
	1	PFUP3095	Laminate Upstand	3050/95
	1	PFUP3095	Laminate Upstand	3050/95

Accessories and Trims: Default Style

Qty	Code	Description	Dims
1	RUNITPROTECT	Kitchen Protective Material	



Client:	BLOOR HOMES
Site:	BLOOR 2022
House Type:	NSS.476 WARTON - EXC UTILITY
House Type 2:	STANDARD PAN DRAWER

Drawing No:	725011_A
Revision No:	A
Scale:	Scale-to-fit



THIS DRAWING AND THE COPYRIGHT THEREIN IS THE PROPERTY OF THE SYMPHONY GROUP PLC. THIS DRAWING IS ISSUED ON THE CONDITION THAT IT MUST NOT BE USED, COPIED OR EXHIBITED WITHOUT THE WRITTEN PERMISSION OF THE SYMPHONY GROUP PLC. ANY COMPONENTS OR ARTICLES MADE IN ACCORDANCE WITH THIS DRAWING MUST NOT BE USED FOR ANY OTHER PURPOSE THAN FOR WHICH THE DRAWING IS ISSUED.

THIS PLAN IS OFFERED AS A GUIDE ONLY FOR APPROVAL BY OUR CUSTOMER. NO RESPONSIBILITY IS UNDERTAKEN FOR ITS ACCURACY IN RELATION TO ORDERS PLACED FOR THE FITTING OF OUR GOODS WITHIN THE DIMENSIONS SHOWN.

**SCHEDULE &
CUBIC CAPACITY**



Client Name:	BLOOR HOMES	Site Name:	BLOOR 2022 NSS ISSUE 4
House Type:	NSS.476 WARTON - EXC UTILITY STANDARD PAN DRAWER		
Drawing No:	725011_A	Revision No:	A
Date Drawn:	Wed, Oct 12, 2022	Revision Date:	11.10.22
Designed By:	CARA NORTCLIFF	Quote No:	

Items on Plan:

Plan No.	Qty	Code	Hdg	Description	Dims	CC (M3)
1	1	BLU7523C		Carcase Matched Tall Blender	750/2400	
2	1	BU63F	L	Reduced Depth Base Unit FH	600/300/870	0.10
3	1	BU63F	L	Reduced Depth Base Unit FH	600/300/870	0.10
4	1	BU63F	R	Reduced Depth Base Unit FH	600/300/870	0.10
5	1	BBBP992C		Carcase Matched Breakfast Bar Back Panel	900/920	
6	1	BU66F	L	Base Unit FH	600/600/870	0.20
7	1	CB126FFP	R	Corner Base FH (600 Door) (Flexi C/Post)	1200/600/870	0.41
8	1	BBU6592C		Carcase Matched Base Blender	650/920	
9	1	SU66SLF	R	Sink Unit FH w/Sink Liner	600/600/870	0.20
10	1	CB106FAFP	L	Corner Base FH (500 Door) (Flexi C/Post)	1000/600/870	0.34
11	1	BU56F	L	Base Unit FH	500/600/870	0.16
12	1	PD86D2IDT		2 Pan Drawer Unit w/Int. Top Drawer	800/600/870	0.26
12.1	1	HOBSHIELD8		Hobshield	800	
13	1	BU56F	R	Base Unit FH	500/600/870	0.16
14	1	OH663A	R	Dbl Oven Hsg. (3A)	600/600/2100	0.28
15	1	WU672	L	Wall Unit	600/300/724	0.10
16	1	WU572	L	Wall Unit	500/300/724	0.08
17	1	WU472	L	Wall Unit	400/300/724	0.07
18	1	WU472	R	Wall Unit	400/300/724	0.07
	1	BWU390C		Carcase Matched Wall Blender (For Filler)	307/970	
	1	BWU390C		Carcase Matched Wall Blender (For Filler)	307/970	

Total cubic metres of storage 2.63

Worktop Details:

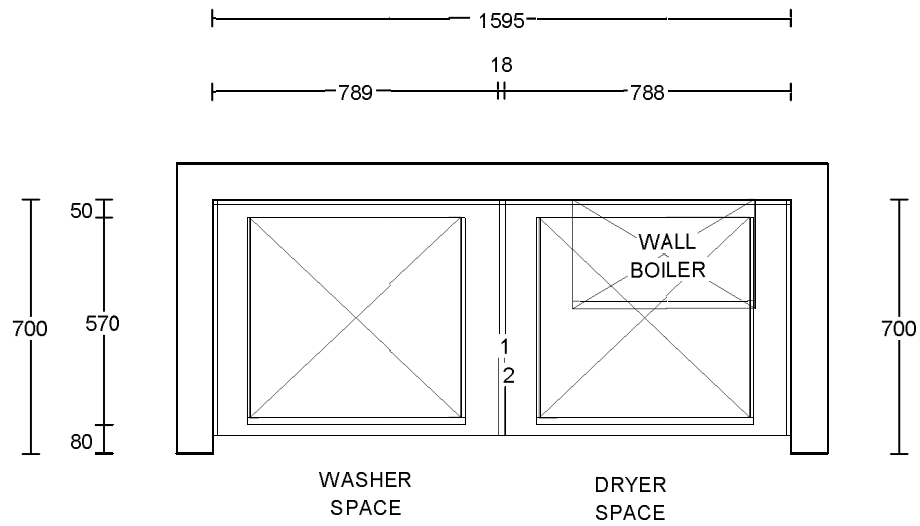
Plan No.	Qty	Code	Description	Dims

19	1	DPWT	40mm Double PVC Edged / 40mm Premium / 30mm Hi Def Worktop	2000/900
20	1	PWT	40mm PVC Edged / 40mm Premium / 30mm Hi Def Worktop	2000/600
21	1	PWT	40mm PVC Edged / 40mm Premium Worktop	2500/600
	1	PFUP3095	Laminate Upstand	3000/95
	1	PFUP3095	Laminate Upstand	3000/95

Accessories and Trims:

Default Style

Qty	Code	Description	Dims
1	BRKPLINTH	Plinth Corner Bracket (Pack of 2)	
4	CONPLINTHC	Carcase Matched Continuous Plinth w/Plinth Seal	2600
1	CTRAYVINT8	Standard Pan Drawer Internal Cutlery Tray	800
2	RUNITPROTECT	Kitchen Protective Material	
1	STSBACK900	Stainless Steel Splashback 900 X	750
2	TOPSEALBOLT	Topseal Easibolt Pack	
1	VENTGRILL200	Ventilation Grill - Flowrate	200cm2



650mm DEEP WORKTOPS

PLEASE CHECK &
CONFIRM DIMENSIONS
& LAYOUT ON SITE
BEFORE ORDERING
CABINETS

Client:	BLOOR HOMES	Drawing No:	725011UA	Symphony [®]
Site:	BLOOR 2022	Revision No:	A	
House Type:	NSS.476 WARTON - UTILITY	Scale:	Scale-to-fit	
House Type 2:	STANDARD PAN DARWER			

THIS DRAWING AND THE COPYRIGHT THEREIN IS THE PROPERTY OF THE SYMPHONY GROUP PLC. THIS DRAWING IS ISSUED ON THE CONDITION THAT IT MUST NOT BE USED, COPIED OR EXHIBITED WITHOUT THE WRITTEN PERMISSION OF THE SYMPHONY GROUP PLC. ANY COMPONENTS OR ARTICLES MADE IN ACCORDANCE WITH THIS DRAWING MUST NOT BE USED FOR ANY OTHER PURPOSE THAN FOR WHICH THE DRAWING IS ISSUED.

THIS PLAN IS OFFERED AS A GUIDE ONLY FOR APPROVAL BY OUR CUSTOMER. NO RESPONSIBILITY IS UNDERTAKEN FOR ITS ACCURACY IN RELATION TO ORDERS PLACED FOR THE FITTING OF OUR GOODS WITHIN THE DIMENSIONS SHOWN.

**SCHEDULE &
CUBIC CAPACITY**

Symphony®

Client Name:	BLOOR HOMES	Site Name:	BLOOR 2022 NSS ISSUE 4
House Type:	NSS.476 WARTON - UTILITY STANDARD PAN DARWER		
Drawing No:	725011UA	Revision No:	A
Date Drawn:	Wed, Oct 12, 2022	Revision Date:	11.10.22
Designed By:	CARA NORTCLIFF	Quote No:	

Items on Plan: Default Style

Plan No.	Qty	Code	Hdg	Description	Dims	CC (M3)
1	1	BBU6592C		Carcase Matched Base Blender	650/920	
	1	BBU6592C		Carcase Matched Base Blender 650/920 TO BOX BOILER PIPES		
	1	BBU6592C		Carcase Matched Base Blender 650/920 TO BOX BOILER PIPES		

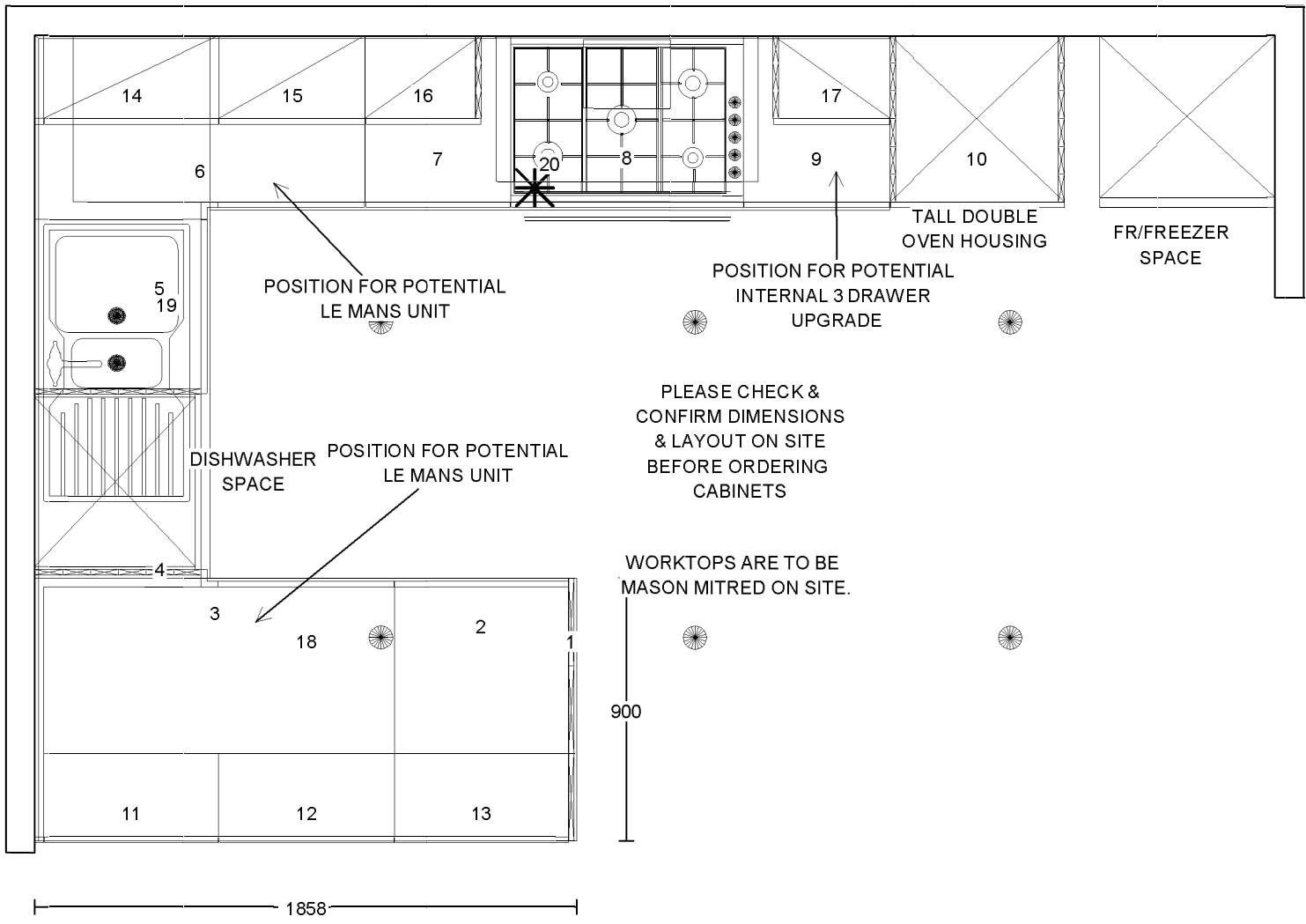
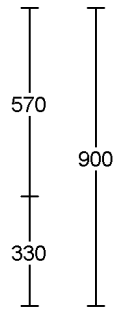
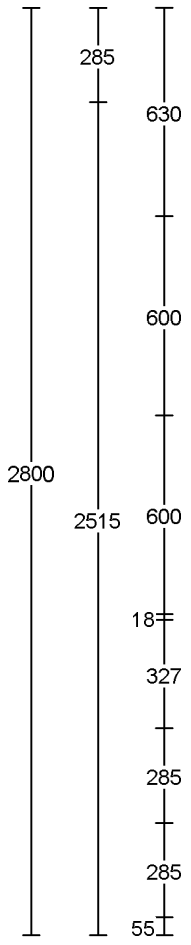
**Total cubic metres of
storage**

Worktop Details: Default Style

Plan No.	Qty	Code	Description	Dims
2	1	PWT	40mm PVC Edged / 40mm Premium / 30mm Hi Def Worktop	1700/650
	1	PFUP3095	Laminate Upstand	3050/95
	1	PFUP3095	Laminate Upstand	3050/95

Accessories and Trims: Default Style

Qty	Code	Description	Dims
1	RUNITPROTECT	Kitchen Protective Material	



PLEASE CHECK & CONFIRM DIMENSIONS & LAYOUT ON SITE BEFORE ORDERING CABINETS

WORKTOPS ARE TO BE MASON MITRED ON SITE.

Client:	BLOOR HOMES	Drawing No:	725013_A
Site:	BLOOR 2022	Revision No:	A
House Type:	NSS.476 WARTON - EXC UTILITY	Scale:	Scale-to-fit
House Type 2:	UPGRADE PAN DRAWER		



THIS DRAWING AND THE COPYRIGHT THEREIN IS THE PROPERTY OF THE SYMPHONY GROUP PLC. THIS DRAWING IS ISSUED ON THE CONDITION THAT IT MUST NOT BE USED, COPIED OR EXHIBITED WITHOUT THE WRITTEN PERMISSION OF THE SYMPHONY GROUP PLC. ANY COMPONENTS OR ARTICLES MADE IN ACCORDANCE WITH THIS DRAWING MUST NOT BE USED FOR ANY OTHER PURPOSE THAN FOR WHICH THE DRAWING IS ISSUED.

THIS PLAN IS OFFERED AS A GUIDE ONLY FOR APPROVAL BY OUR CUSTOMER. NO RESPONSIBILITY IS UNDERTAKEN FOR ITS ACCURACY IN RELATION TO ORDERS PLACED FOR THE FITTING OF OUR GOODS WITHIN THE DIMENSIONS SHOWN.

**SCHEDULE &
CUBIC CAPACITY**



Client Name:	BLOOR HOMES	Site Name:	BLOOR 2022 NSS ISSUE 4
House Type:	NSS.476 WARTON - EXC UTILITY UPGRADE PAN DRAWER		
Drawing No:	725013_A	Revision No:	A
Date Drawn:	Wed, Oct 12, 2022	Revision Date:	12.10.22
Designed By:	CARA NORTCLIFF	Quote No:	

Items on Plan:

Default Style

Plan No.	Qty	Code	Hdg	Description	Dims	CC (M3)
1	1	BBBP992R		Replacement End Matched Breakfast Bar Back Panel	900/920	
2	1	BU66F	L	Base Unit FH	600/600/870	0.20
3	1	CB126FFP	R	Corner Base FH (600 Door) (Flexi C/Post)	1200/600/870	0.41
4	1	BBU6592R		Replacement End Matched Base Blender	650/920	
5	1	SU66SLFGL	R	Sink Unit FH w/Sink Liner (LH End)	600/600/870	0.20
6	1	CB106FAFP	L	Corner Base FH (500 Door) (Flexi C/Post)	1000/600/870	0.34
7	1	BU56F	L	Base Unit FH	500/600/870	0.16
8	1	PD86D2IDT		2 Pan Drawer Unit w/Int. Top Drawer	800/600/870	0.26
8.1	1	HOBSHIELD8		Hobshield	800	
9	1	BU56F	R	Base Unit FH	500/600/870	0.16
10	1	OH663AG2	R	Dbl Oven Hsg. (3A) (2 Ends)	600/600/2100	0.28
11	1	BU63F	L	Reduced Depth Base Unit FH	600/300/870	0.10
12	1	BU63F	L	Reduced Depth Base Unit FH	600/300/870	0.10
13	1	BU63F	R	Reduced Depth Base Unit FH	600/300/870	0.10
14	1	WU672	L	Wall Unit	600/300/724	0.10
15	1	WU572	L	Wall Unit	500/300/724	0.08
16	1	WU472GR	L	Wall Unit (RH End)	400/300/724	0.07
17	1	WU472GL	R	Wall Unit (LH End)	400/300/724	0.07
	1	BWU390R		Replacement End Matched Wall Blender (For Filler)	307/970	
	1	BWU390R		Replacement End Matched Wall Blender (For Filler)	307/970	

Total cubic metres of storage 2.63

Worktop Details:

Default Style

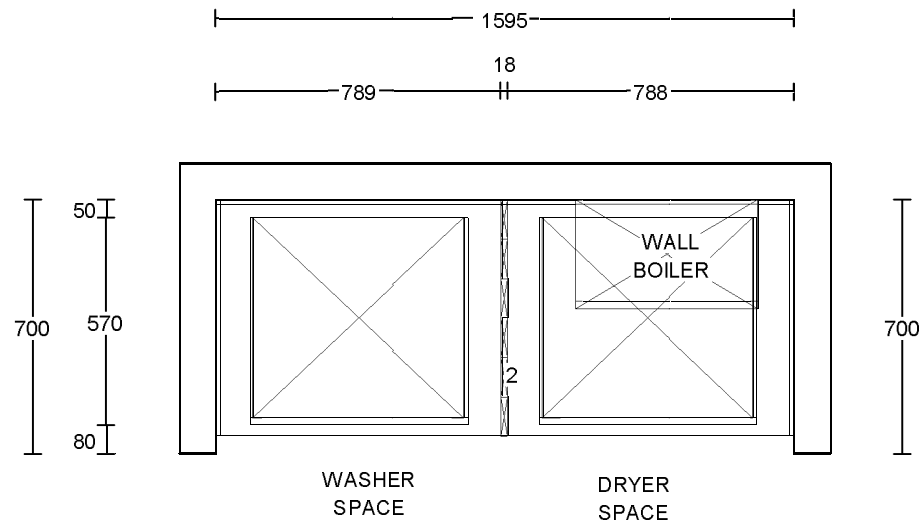
Plan No.	Qty	Code	Description	Dims
18	1	DPWT	40mm Double PVC Edged / 40mm Premium / 30mm Hi Def Worktop	2000/900

19	1	PWT	40mm PVC Edged / 40mm Premium / 30mm Hi Def Worktop	2000/600
20	1	PWT	40mm PVC Edged / 40mm Premium Worktop	2500/600
	1	PFUP3095	Laminate Upstand	3000/95
	1	PFUP3095	Laminate Upstand	3000/95

Accessories and Trims:

Default Style

Qty	Code	Description	Dims
4	CONPLINTHR	Replacement End Matched Continuous Plinth w/Plinth Seal	2600
1	CTRAYVINT8	Standard Pan Drawer Internal Cutlery Tray	800
2	RUNITPROTECT	Kitchen Protective Material	
1	STSBACK900	Stainless Steel Splashback 900 X	750
2	TOPSEALBOLT	Topseal Easibolt Pack	
1	VENTGRIDGR	Aeration Grid Grey	510/45/15



650mm DEEP WORKTOPS

PLEASE CHECK &
CONFIRM DIMENSIONS
& LAYOUT ON SITE
BEFORE ORDERING
CABINETS

Client:	BLOOR HOMES	Drawing No:	725013UA	Symphony
Site:	BLOOR 2022	Revision No:	A	
House Type:	NSS.476 WARTON - UTILITY	Scale:	Scale-to-fit	
House Type 2:	UPGRADE PAN DRAWER			

THIS DRAWING AND THE COPYRIGHT THEREIN IS THE PROPERTY OF THE SYMPHONY GROUP PLC. THIS DRAWING IS ISSUED ON THE CONDITION THAT IT MUST NOT BE USED, COPIED OR EXHIBITED WITHOUT THE WRITTEN PERMISSION OF THE SYMPHONY GROUP PLC. ANY COMPONENTS OR ARTICLES MADE IN ACCORDANCE WITH THIS DRAWING MUST NOT BE USED FOR ANY OTHER PURPOSE THAN FOR WHICH THE DRAWING IS ISSUED.

THIS PLAN IS OFFERED AS A GUIDE ONLY FOR APPROVAL BY OUR CUSTOMER. NO RESPONSIBILITY IS UNDERTAKEN FOR ITS ACCURACY IN RELATION TO ORDERS PLACED FOR THE FITTING OF OUR GOODS WITHIN THE DIMENSIONS SHOWN.

**SCHEDULE &
CUBIC CAPACITY****Symphony**[®]

Client Name:	BLOOR HOMES	Site Name:	BLOOR 2022 NSS ISSUE 4
House Type:	NSS.476 WARTON - UTILITY UPGRADE PAN DRAWER		
Drawing No:	725013UA	Revision No:	A
Date Drawn:	Wed, Oct 12, 2022	Revision Date:	12.10.22
Designed By:	CARA NORTCLIFF	Quote No:	

Items on Plan: Default Style

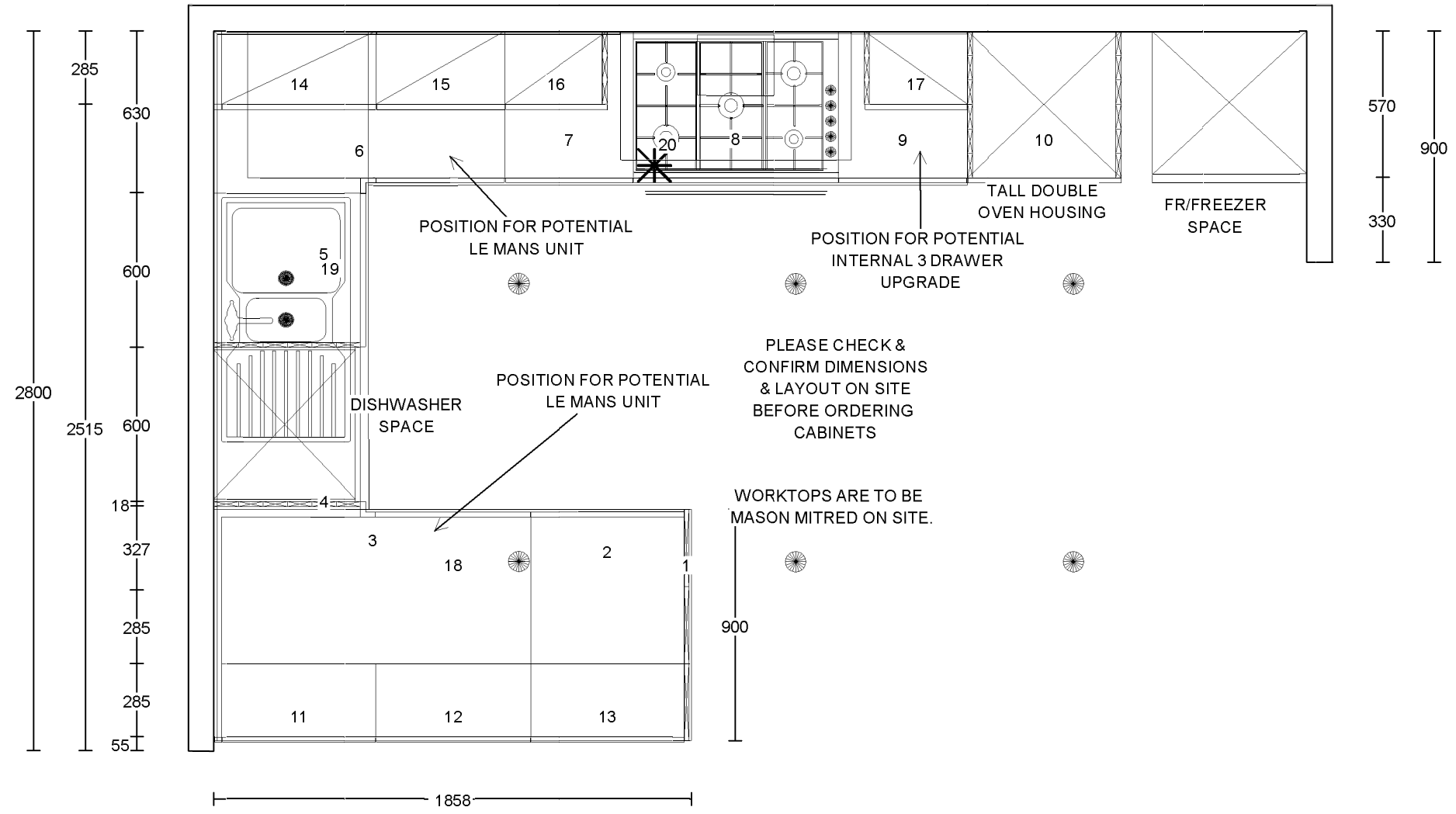
Plan No.	Qty	Code	Hdg	Description	Dims	CC (M3)
1	1	BBU6592R		Replacement End Matched Base Blender	650/920	
	1	BBU6592R		Replacement End Matched Base Blender 650/920 TO BOX IN BOILER PIPES		
	1	BBU6592R		Replacement End Matched Base Blender 650/920 TO BOX IN BOILER PIPES		

**Total cubic metres of
storage****Worktop Details:** Default Style

Plan No.	Qty	Code	Description	Dims
2	1	PWT	40mm PVC Edged / 40mm Premium / 30mm Hi Def Worktop	1700/650
	1	PFUP3095	Laminate Upstand	3050/95
	1	PFUP3095	Laminate Upstand	3050/95

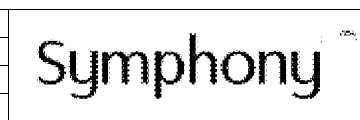
Accessories and Trims: Default Style

Qty	Code	Description	Dims
1	RUNITPROTECT	Kitchen Protective Material	



Client:	BLOOR HOMES	Drawing No:	725015_A
Site:	BLOOR 2022	Revision No:	A
House Type:	NSS.476 WARTON - EXC UTILITY	Scale:	Scale-to-fit
House Type 2:	EXCLUSIVE PAN DRAWER		

Drawing No:	725015_A
Revision No:	A
Scale:	Scale-to-fit



THIS DRAWING AND THE COPYRIGHT THEREIN IS THE PROPERTY OF THE SYMPHONY GROUP PLC. THIS DRAWING IS ISSUED ON THE CONDITION THAT IT MUST NOT BE USED, COPIED OR EXHIBITED WITHOUT THE WRITTEN PERMISSION OF THE SYMPHONY GROUP PLC. ANY COMPONENTS OR ARTICLES MADE IN ACCORDANCE WITH THIS DRAWING MUST NOT BE USED FOR ANY OTHER PURPOSE THAN FOR WHICH THE DRAWING IS ISSUED.

THIS PLAN IS OFFERED AS A GUIDE ONLY FOR APPROVAL BY OUR CUSTOMER. NO RESPONSIBILITY IS UNDERTAKEN FOR ITS ACCURACY IN RELATION TO ORDERS PLACED FOR THE FITTING OF OUR GOODS WITHIN THE DIMENSIONS SHOWN.

**SCHEDULE &
CUBIC CAPACITY**



Client Name:	BLOOR HOMES	Site Name:	BLOOR 2022 NSS ISSUE 4
House Type:	NSS.476 WARTON - EXC UTILITY EXCLUSIVE PAN DRAWER		
Drawing No:	725015_A	Revision No:	A
Date Drawn:	Wed, Oct 12, 2022	Revision Date:	12.10.22
Designed By:	CARA NORTCLIFF	Quote No:	

Items on Plan:

Default Style

Plan No.	Qty	Code	Hdg	Description	Dims	CC (M3)
1	1	BBBP992R		Replacement End Matched Breakfast Bar Back Panel	900/920	
2	1	BU66F	L	Base Unit FH	600/600/870	0.20
3	1	CB126FFP	R	Corner Base FH (600 Door) (Flexi C/Post)	1200/600/870	0.41
4	1	BBU6592R		Replacement End Matched Base Blender	650/920	
5	1	SU66SLFGL	R	Sink Unit FH w/Sink Liner (LH End)	600/600/870	0.20
6	1	CB106FAFP	L	Corner Base FH (500 Door) (Flexi C/Post)	1000/600/870	0.34
7	1	BU56F	L	Base Unit FH	500/600/870	0.16
8	1	PD86D2IDT		2 Pan Drawer Unit w/Int. Top Drawer	800/600/870	0.26
8.1	1	HOBSHIELD8		Hobshield	800	
9	1	BU56F	R	Base Unit FH	500/600/870	0.16
10	1	OH663AG2	R	Dbl Oven Hsg. (3A) (2 Ends)	600/600/2100	0.28
11	1	BU63F	L	Reduced Depth Base Unit FH	600/300/870	0.10
12	1	BU63F	L	Reduced Depth Base Unit FH	600/300/870	0.10
13	1	BU63F	R	Reduced Depth Base Unit FH	600/300/870	0.10
14	1	WU672	L	Wall Unit	600/300/724	0.10
15	1	WU572	L	Wall Unit	500/300/724	0.08
16	1	WU472GR	L	Wall Unit (RH End)	400/300/724	0.07
17	1	WU472GL	R	Wall Unit (LH End)	400/300/724	0.07
	1	BWU390R		Replacement End Matched Wall Blender (For Filler)	307/970	
	1	BWU390R		Replacement End Matched Wall Blender (For Filler)	307/970	

**Total cubic metres of
storage**

2.63

Worktop Details:

Default Style

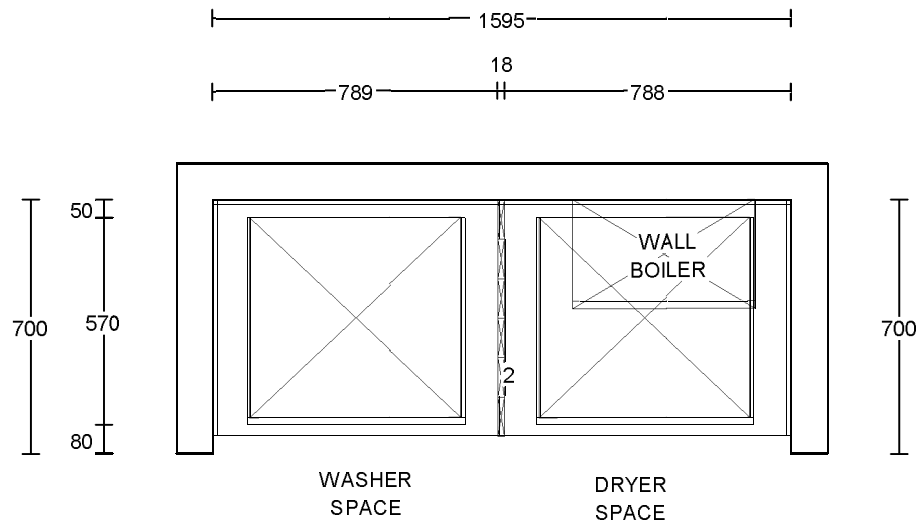
Plan No.	Qty	Code	Description	Dims
18	1	DPWT	40mm Double PVC Edged / 40mm Premium / 30mm Hi Def Worktop	2000/900

19	1	PWT	40mm PVC Edged / 40mm Premium / 30mm Hi Def Worktop	2000/600
20	1	PWT	40mm PVC Edged / 40mm Premium Worktop	2500/600
	1	PFUP3095	Laminate Upstand	3000/95
	1	PFUP3095	Laminate Upstand	3000/95

Accessories and Trims:

Default Style

Qty	Code	Description	Dims
4	CONPLINTHR	Replacement End Matched Continuous Plinth w/Plinth Seal	2600
1	CTRAYVINT8	Standard Pan Drawer Internal Cutlery Tray	800
1	GLSPASH975	Glass Splashback	900/750
2	RUNITPROTECT	Kitchen Protective Material	
2	TOPSEALBOLT	Topseal Easibolt Pack	
1	VENTGRIDGR	Aeration Grid Grey	510/45/15



650mm DEEP WORKTOPS

PLEASE CHECK &
CONFIRM DIMENSIONS
& LAYOUT ON SITE
BEFORE ORDERING
CABINETS

Client:	BLOOR HOMES	Drawing No:	725015UA	Symphony [®]
Site:	BLOOR 2022	Revision No:	A	
House Type:	NSS.476 WARTON - UTILITY	Scale:	Scale-to-fit	
House Type 2:	EXCLUSIVE PAN DRAWER			

THIS DRAWING AND THE COPYRIGHT THEREIN IS THE PROPERTY OF THE SYMPHONY GROUP PLC. THIS DRAWING IS ISSUED ON THE CONDITION THAT IT MUST NOT BE USED, COPIED OR EXHIBITED WITHOUT THE WRITTEN PERMISSION OF THE SYMPHONY GROUP PLC. ANY COMPONENTS OR ARTICLES MADE IN ACCORDANCE WITH THIS DRAWING MUST NOT BE USED FOR ANY OTHER PURPOSE THAN FOR WHICH THE DRAWING IS ISSUED.

THIS PLAN IS OFFERED AS A GUIDE ONLY FOR APPROVAL BY OUR CUSTOMER. NO RESPONSIBILITY IS UNDERTAKEN FOR ITS ACCURACY IN RELATION TO ORDERS PLACED FOR THE FITTING OF OUR GOODS WITHIN THE DIMENSIONS SHOWN.

**SCHEDULE &
CUBIC CAPACITY**



Client Name:	BLOOR HOMES	Site Name:	BLOOR 2022 NSS ISSUE 4
House Type:	NSS.476 WARTON - UTILITY EXCLUSIVE PAN DRAWER		
Drawing No:	725015UA	Revision No:	A
Date Drawn:	Wed, Oct 12, 2022	Revision Date:	12.10.22
Designed By:	CARA NORTCLIFF	Quote No:	

Items on Plan: Default Style

Plan No.	Qty	Code	Hdg	Description	Dims	CC (M3)
1	1	BBU6592R		Replacement End Matched Base Blender	650/920	
	1	BBU6592R		Replacement End Matched Base Blender 650/920 TO BOX BOILER PIPES		
	1	BBU6592R		Replacement End Matched Base Blender 650/920 TO BOX BOILER PIPES		

**Total cubic metres of
storage**

Worktop Details: Default Style

Plan No.	Qty	Code	Description	Dims
2	1	PWT	40mm PVC Edged / 40mm Premium / 30mm Hi Def Worktop	1700/650
	1	PFUP3095	Laminate Upstand	3050/95
	1	PFUP3095	Laminate Upstand	3050/95

Accessories and Trims: Default Style

Qty	Code	Description	Dims
1	RUNITPROTECT	Kitchen Protective Material	