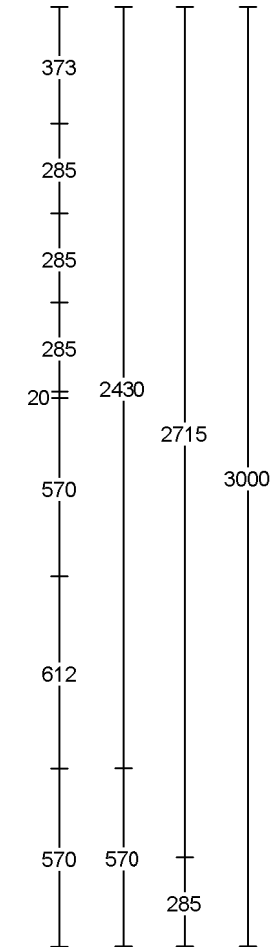
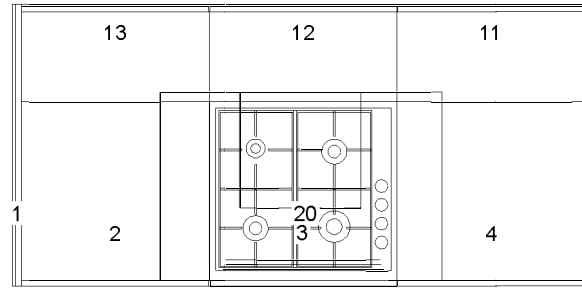


PLEASE CHECK &
CONFIRM DIMENSIONS
& LAYOUT ON SITE
BEFORE ORDERING
CABINETS

WORKTOPS ARE TO BE
MASON MITRED ON SITE.

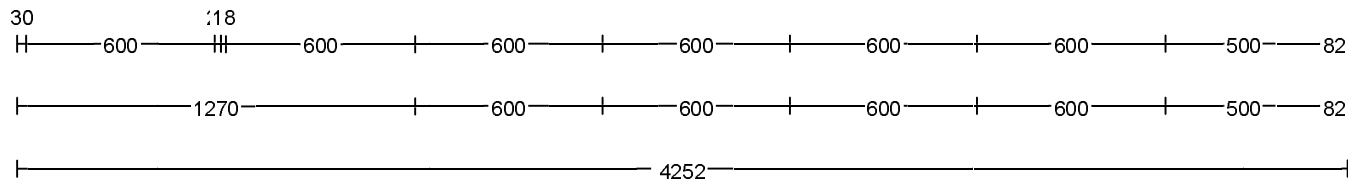
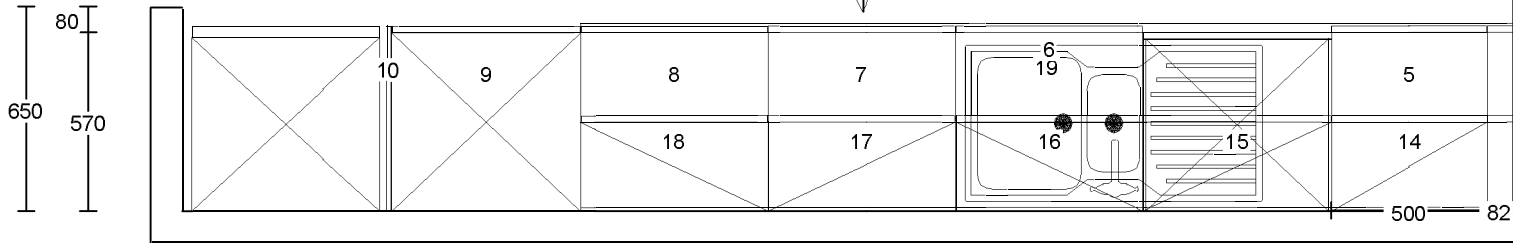


POSITION FOR POTENTIAL
INTERNAL 3 DRAWER
UPGRADE

FR/FREEZER
SPACE

TALL DOUBLE
OVEN HOUSING

DISHWASHER
SPACE



Client:	BLOOR HOMES	Drawing No:	720677__
Site:	CLASSICS RANGE	Revision No:	
House Type:	CLASSIC 476 WYATT - EXC UTILITY	Scale:	Scale-to-fit
House Type 2:	STANDARD		

Symphony[®]

**SCHEDULE &
CUBIC CAPACITY**



Client Name:	BLOOR HOMES	Site Name:	CLASSICS RANGE 2018 - LEVEL 2 ISSUE 4
House Type:	CLASSIC 476 WYATT - EXC UTILITY STANDARD		
Drawing No:	720677__	Revision No:	
Date Drawn:	Thu, Jul 8, 2021	Revision Date:	
Designed By:	VANESSA GRANT	Quote No:	

Items on Plan:

Default Style

Plan No.	Qty	Code	Hdg	Description	Dims	CC (M3)
1	1	BBBP992C		Carcase Matched Breakfast Bar Back Panel	900/920	
2	1	BU66F	L	Base Unit FH	600/600/870	0.20
3	1	BU66F3IDC	R	Base Unit FH w/1x Shallow Int. Drw & 2x Deep Int. Drw	600/600/870	0.20
4	1	BU66F	R	Base Unit FH	600/600/870	0.20
5	1	BU56F	L	Base Unit FH	500/600/870	0.16
6	1	SU66SLF	R	Sink Unit FH w/Sink Liner	600/600/870	0.20
7	1	BU66F	L	Base Unit FH	600/600/870	0.20
8	1	BU66F	R	Base Unit FH	600/600/870	0.20
9	1	OH663A	R	Dbl Oven Hsg. (3A)	600/600/2100	0.28
10	1	BLU7523C		Carcase Matched Tall Blender	750/2400	
11	1	BU63F	L	Reduced Depth Base Unit FH	600/300/870	0.10
12	1	BU63F	L	Reduced Depth Base Unit FH	600/300/870	0.10
13	1	BU63F	R	Reduced Depth Base Unit FH	600/300/870	0.10
14	1	WU572	L	Wall Unit	500/300/724	0.08
15	1	WU672	L	Wall Unit	600/300/724	0.10
16	1	WU672	R	Wall Unit	600/300/724	0.10
17	1	WU672	L	Wall Unit	600/300/724	0.10
18	1	WU672	R	Wall Unit	600/300/724	0.10
	1	HOBSHIELD6		Hobshield	600	
	1	BWU390C		Carcase Matched Wall Blender (For Filler)	307/920	
	1	BWU390C		Carcase Matched Wall Blender (For Filler)	307/920	
	1	BWU390C		Carcase Matched Wall Blender (For Filler)	307/920	

Total cubic metres of storage

2.42

Worktop Details:

Default Style

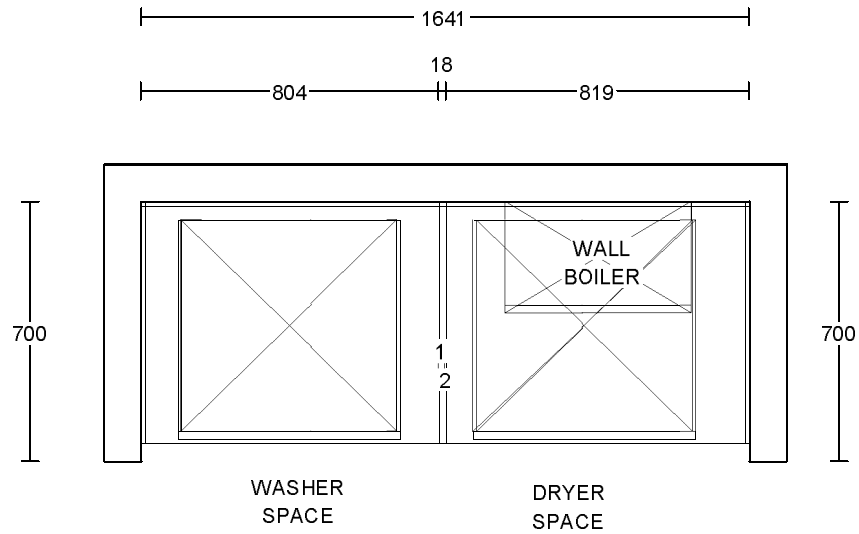
Plan No.	Qty	Code	Description	Dims

19	1	PWT	40mm PVC Edged / 40mm Premium / 30mm Hi Def Worktop	3100/600
20	1	DPWT	40mm Double PVC Edged / 40mm Premium / 30mm Hi Def Worktop	2000/900
	1	PFUP3095	Laminate Upstand	3050/95
	1	PFUP3095	Laminate Upstand	3050/95

Accessories and Trims:

Default Style

Qty	Code	Description	Dims
2	BRKPLINTH	Plinth Corner Bracket (Pack of 2)	
4	CONPLINTHC	Carcase Matched Continuous Plinth w/Plinth Seal	2600
1	CTRAYVFH6	Standard Internal Cutlery Tray (For BU66F3ID/BU66F4ID)	600
1	EDGESTRIPC	Carcase Matched Edging Tape	
2	RUNITPROTECT	Kitchen Protective Material	
1	VENTGRILL200	Ventilation Grill - Flowrate	200cm2



650mm DEEP WORKTOPS

PLEASE CHECK &
CONFIRM DIMENSIONS
& LAYOUT ON SITE
BEFORE ORDERING
CABINETS

Client:	BLOOR HOMES	Drawing No:	720677U_
Site:	CLASSICS RANGE	Revision No:	
House Type:	CLASSIC 476 WYATT - UTILITY	Scale:	Scale-to-fit
House Type 2:	STANDARD		

Symphony[®]

**SCHEDULE &
CUBIC CAPACITY**



Client Name:	BLOOR HOMES	Site Name:	CLASSICS RANGE 2018 - LEVEL 2 ISSUE 4
House Type:	CLASSIC 476 WYATT - UTILITY STANDARD		
Drawing No:	720677U_	Revision No:	
Date Drawn:	Thu, Feb 6, 2020	Revision Date:	
Designed By:	VANESSA GRANT	Quote No:	

Items on Plan: Default Style

Plan No.	Qty	Code	Hdg	Description	Dims	CC (M3)
1	1	BBU6592C		Carcase Matched Base Blender	650/920	

Total cubic metres of storage

Worktop Details: Default Style

Plan No.	Qty	Code	Description	Dims
2	1	PWT	40mm PVC Edged / 40mm Premium / 30mm Hi Def Worktop	1800/650
	1	PFUP3095	Laminate Upstand	3050/95
	1	PFUP3095	Laminate Upstand	3050/95

Accessories and Trims: Default Style

Qty	Code	Description	Dims
1	RUNITPROTECT	Kitchen Protective Material	