

Client: BLOOR HOMES
 Site: CLASSICS NSS
 House Type: NSS 277 DEKKER - EXCL UTILITY
 House Type 2: STANDARD

Drawing No: 720635_A
 Revision No: A
 Scale: Scale-to-fit

Symphony[®]

**SCHEDULE &
CUBIC CAPACITY**



Client Name:	BLOOR HOMES	Site Name:	CLASSICS NSS 2018 - LEVEL 2 ISSUE 4
House Type:	NSS 277 DEKKER- EXCL UTILITY STANDARD		
Drawing No:	720635_A	Revision No:	A
Date Drawn:	Fri, Mar 20, 2020	Revision Date:	20.3.20
Designed By:	CARA NORTCLIFF	Quote No:	

Items on Plan: Default Style

Plan No.	Qty	Code	Hdg	Description	Dims	CC (M3)
1	1	BOH66A		Built Under Housing	600/600/870	
2	1	BU66F3IDC	R	Base Unit FH w/1x Shallow Int. Drw & 2x Deep Int. Drw	600/600/870	0.20
3	1	WU572	R	Wall Unit	500/300/724	0.08
4	1	BU66F	L	Base Unit FH	600/600/870	0.20
5	1	WU572	L	Wall Unit	500/300/724	0.08
6	1	WU572	L	Wall Unit	500/300/724	0.08
7	1	CB106FABO	L	Corner Base FH, No C/Post (500 Door)	1000/600/870	0.34
10	1	BBU6592C		Carcase Matched Base Blender	650/920	
11	1	BBU6592C		Carcase Matched Base Blender	650/920	
12	1	SU66SLF	L	Sink Unit FH w/Sink Liner	600/600/870	0.20
13	1	BBU6592C		Carcase Matched Base Blender	650/920	
	1	FRONTPNL72		Frontal Matched Filler Panel (For C/Post)	720	
	1	BWU390C		Carcase Matched Wall Blender (For Filler)	307/970	

Total cubic metres of storage 1.18

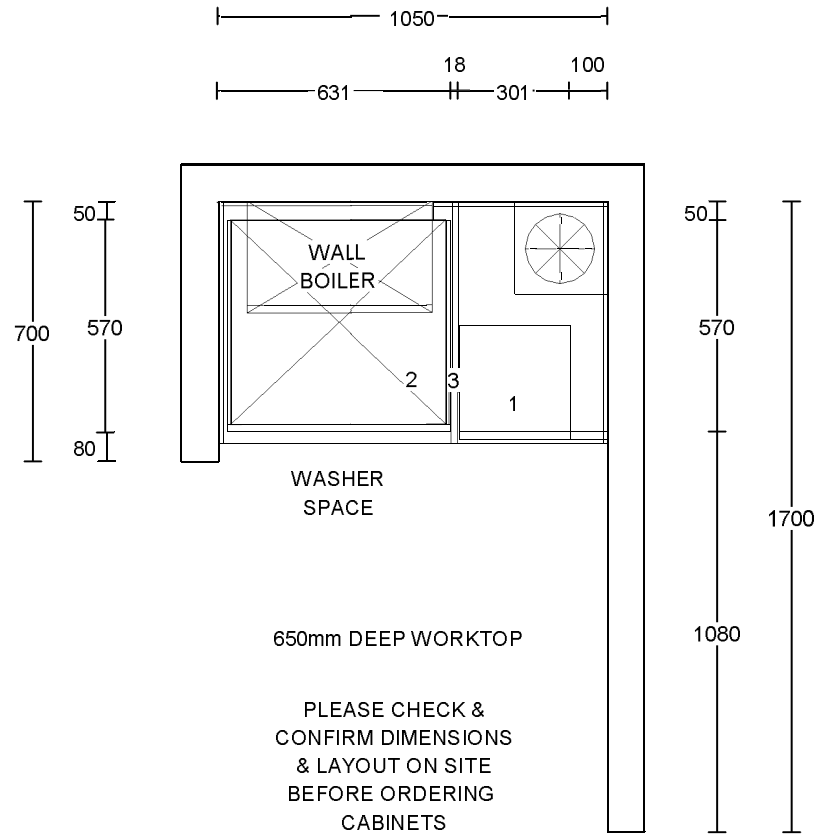
Worktop Details: Default Style

Plan No.	Qty	Code	Description	Dims
8	1	PWT	40mm PVC Edged / 40mm Premium Worktop	2600/600
9	1	PWT	40mm PVC Edged / 40mm Premium Worktop	1900/600
	1	PFUP3095	Laminate Upstand	3050/95
	1	PFUP3095	Laminate Upstand	3050/95
	1	PFUP3095	Laminate Upstand	3050/95

Accessories and Trims: Default Style

--

Qty	Code	Description	Dims
2	CONPLINTHC	Carcase Matched Continuous Plinth w/Plinth Seal	2600
1	CTRAYVFH6	Standard Internal Cutlery Tray (For BU66F3ID/BU66F4ID)	600
2	RUNITPROTECT	Kitchen Protective Material	
1	SBACK675	Stainless Steel Splashback	600/750
1	TOPSEALBOLT	Topseal Easibolt Pack	



Client: BLOOR HOMES

Site: CLASSICS NSS

House Type: NSS 277 DEKKER - UTILITY

House Type 2: STANDARD

Drawing No: 720635UA

Revision No: A

Scale: Scale-to-fit

Symphony®

**SCHEDULE &
CUBIC CAPACITY**



Client Name:	BLOOR HOMES	Site Name:	CLASSICS NSS 2018 - LEVEL 2 ISSUE 4
House Type:	NSS 277 DEKKER - UTILITY STANDARD		
Drawing No:	720635UA	Revision No:	A
Date Drawn:	Fri, Mar 20, 2020	Revision Date:	20.3.20
Designed By:	CARA NORTCLIFF	Quote No:	

Items on Plan: Default Style

Plan No.	Qty	Code	Hdg	Description	Dims	CC (M3)
1	1	BU33F	R	Reduced Depth Base Unit FH	300/300/870	0.05
3	1	BBU6592C		Carcase Matched Base Blender	650/920	
	1	BWU390C		Carcase Matched Wall Blender (For Filler)	307/970	
Total cubic metres of storage						0.05

Worktop Details:

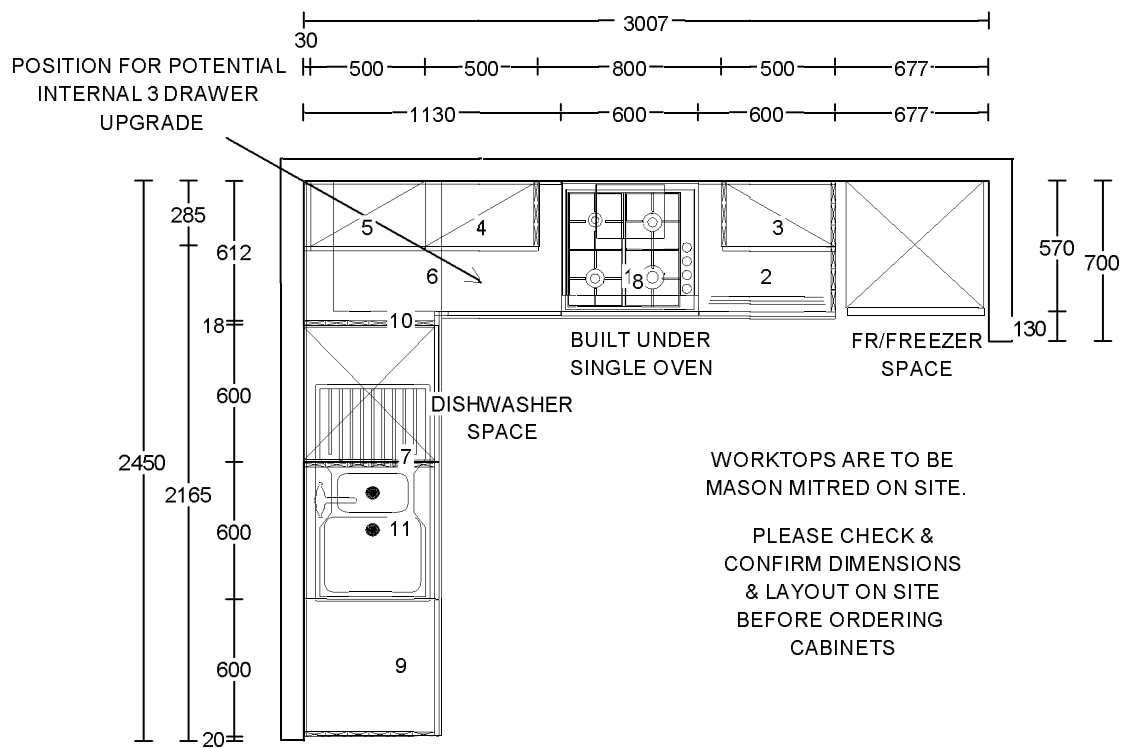
Default Style

Plan No.	Qty	Code	Description	Dims
2	1	PWT	40mm PVC Edged / 40mm Premium Worktop	1200/650
	1	PFUP3095	Laminate Upstand	3050/95

Accessories and Trims:

Default Style

Qty	Code	Description	Dims
1	CONPLINTHC	Carcase Matched Continuous Plinth w/Plinth Seal	2600
1	RUNITPROTECT	Kitchen Protective Material	



Client: BLOOR HOMES
 Site: CLASSICS NSS
 House Type: NSS 277 DEKKER - EXCL UTILITY
 House Type 2: UPGRADE

Drawing No: 720636_A
 Revision No: A
 Scale: Scale-to-fit



THIS DRAWING AND THE COPYRIGHT THEREIN IS THE PROPERTY OF THE SYMPHONY GROUP PLC. THIS DRAWING IS ISSUED ON THE CONDITION THAT IT MUST NOT BE USED, COPIED OR EXHIBITED WITHOUT THE WRITTEN PERMISSION OF THE SYMPHONY GROUP PLC. ANY COMPONENTS OR ARTICLES MADE IN ACCORDANCE WITH THIS DRAWING MUST NOT BE USED FOR ANY OTHER PURPOSE THAN FOR WHICH THE DRAWING IS ISSUED.

THIS PLAN IS OFFERED AS A GUIDE ONLY FOR APPROVAL BY OUR CUSTOMER. NO RESPONSIBILITY IS UNDERTAKEN FOR ITS ACCURACY IN RELATION TO ORDERS PLACED FOR THE FITTING OF OUR GOODS WITHIN THE DIMENSIONS SHOWN.

**SCHEDULE &
CUBIC CAPACITY**



Client Name:	BLOOR HOMES	Site Name:	CLASSICS NSS 2018 - LEVEL 2 ISSUE 4
House Type:	NSS 277 DEKKER- EXCL UTILITY UPGRADE		
Drawing No:	720636_A	Revision No:	A
Date Drawn:	Fri, Mar 20, 2020	Revision Date:	20.3.20
Designed By:	CARA NORTCLIFF	Quote No:	

Items on Plan:

Default Style

Plan No.	Qty	Code	Hdg	Description	Dims	CC (M3)
1	1	BOH66A		Built Under Housing	600/600/870	
2	1	BU66F3IDCGR	L	Base Unit FH w/1x Shallow Int. Drw & 2x Deep Int. Drw (RH End)	600/600/870	0.20
3	1	WU572G2	R	Wall Unit (2 Ends)	500/300/724	0.08
4	1	WU572GR	L	Wall Unit (RH End)	500/300/724	0.08
5	1	WU572	L	Wall Unit	500/300/724	0.08
6	1	CB106FABO	L	Corner Base FH, No C/Post (500 Door)	1000/600/870	0.34
9	1	BU66FGL	L	Base Unit FH (LH End)	600/600/870	0.20
10	1	BBU6592R		Replacement End Matched Base Blender	650/920	
11	1	SU66SLFGR	L	Sink Unit FH w/Sink Liner (RH End)	600/600/870	0.20
	1	FRONTPNL72		Frontal Matched Filler Panel (For C/Post)	720	
	1	BWU390R		Replacement End Matched Wall Blender (For Filler)	307/970	

Total cubic metres of storage

1.18

Worktop Details:

Default Style

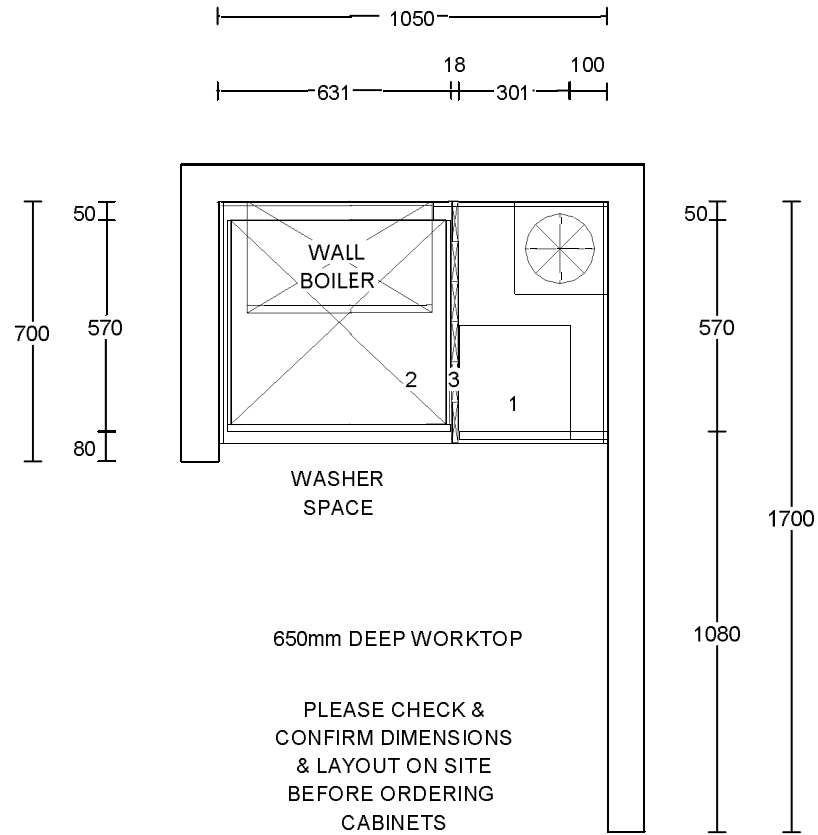
Plan No.	Qty	Code	Description	Dims
7	1	PWT	40mm PVC Edged / 40mm Premium Worktop	2500/600
8	1	PWT	40mm PVC Edged / 40mm Premium Worktop	1900/600
	1	PFUP3095	Laminate Upstand	3050/95
	1	PFUP3095	Laminate Upstand	3050/95
	1	PFUP3095	Laminate Upstand	3050/95

Accessories and Trims:

Default Style

Qty	Code	Description	Dims

2	CONPLINTHR	Replacement End Matched Continuous Plinth w/Plinth Seal	2600
1	CTRAYVFH6	Standard Internal Cutlery Tray (For BU66F3ID/BU66F4ID)	600
2	RUNITPROTECT	Kitchen Protective Material	
1	SBACK675	Stainless Steel Splashback	600/750
1	TOPSEALBOLT	Topseal Easibolt Pack	



Client: BLOOR HOMES

Site: CLASSICS NSS

House Type: NSS 277 DEKKER - UTILITY

House Type 2: UPGRADE

Drawing No: 720636UA

Revision No: A

Scale: Scale-to-fit

Symphony®

**SCHEDULE &
CUBIC CAPACITY**

Symphony[®]

Client Name:	BLOOR HOMES	Site Name:	CLASSICS NSS 2018 - LEVEL 2 ISSUE 4
House Type:	NSS 277 DEKKER - UTILITY UPGRADE		
Drawing No:	720636UA	Revision No:	A
Date Drawn:	Fri, Mar 20, 2020	Revision Date:	23.3.20
Designed By:	CARA NORTCLIFF	Quote No:	

Items on Plan:

Default Style

Plan No.	Qty	Code	Hdg	Description	Dims	CC (M3)
1	1	BU33F	R	Reduced Depth Base Unit FH	300/300/870	0.05
3	1	BBU6592R		Replacement End Matched Base Blender	650/920	
	1	BWU390R		Replacement End Matched Wall Blender (For Filler)	307/970	
Total cubic metres of storage						0.05

Worktop Details:

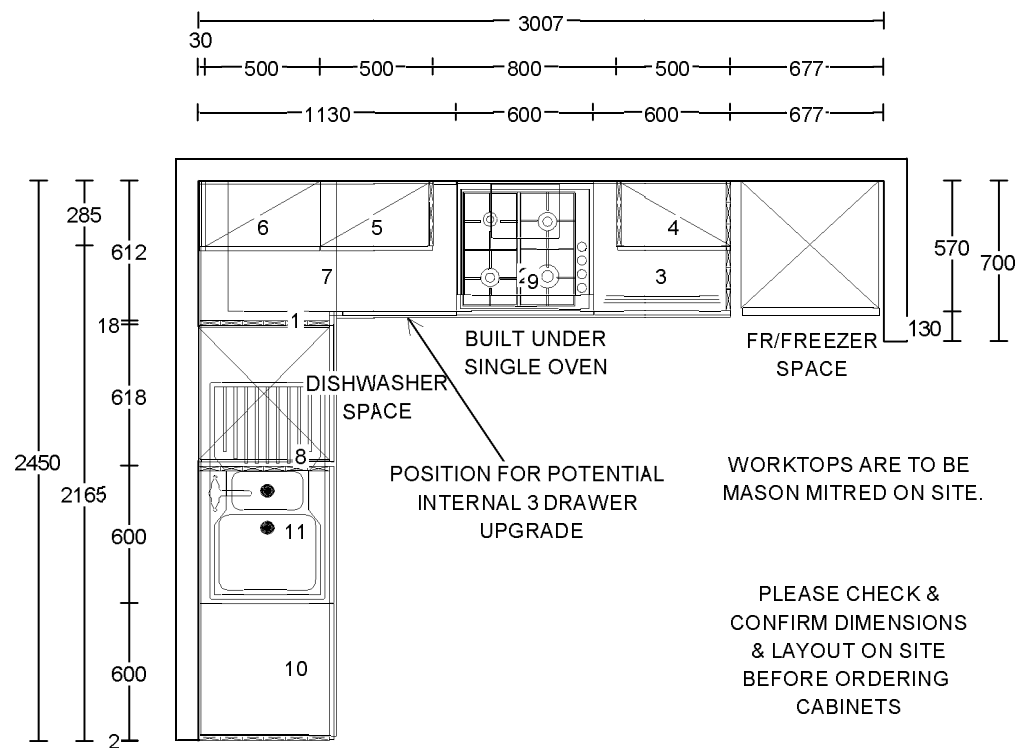
Default Style

Plan No.	Qty	Code	Description	Dims
2	1	PWT	40mm PVC Edged / 40mm Premium Worktop	1200/650
	1	PFUP3095	Laminate Upstand	3050/95

Accessories and Trims:

Default Style

Qty	Code	Description	Dims
1	CONPLINTHR	Replacement End Matched Continuous Plinth w/Plinth Seal	2600
1	RUNITPROTECT	Kitchen Protective Material	



Client:	BLOOR HOMES	Drawing No:	720637_A
Site:	CLASSICS NSS	Revision No:	A
House Type:	NSS 277 DEKKER - EXCL UTILITY	Scale:	Scale-to-fit
House Type 2:	EXCLUSIVE		



THIS DRAWING AND THE COPYRIGHT THEREIN IS THE PROPERTY OF THE SYMPHONY GROUP PLC. THIS DRAWING IS ISSUED ON THE CONDITION THAT IT MUST NOT BE USED, COPIED OR EXHIBITED WITHOUT THE WRITTEN PERMISSION OF THE SYMPHONY GROUP PLC. ANY COMPONENTS OR ARTICLES MADE IN ACCORDANCE WITH THIS DRAWING MUST NOT BE USED FOR ANY OTHER PURPOSE THAN FOR WHICH THE DRAWING IS ISSUED.

THIS PLAN IS OFFERED AS A GUIDE ONLY FOR APPROVAL BY OUR CUSTOMER. NO RESPONSIBILITY IS UNDERTAKEN FOR ITS ACCURACY IN RELATION TO ORDERS PLACED FOR THE FITTING OF OUR GOODS WITHIN THE DIMENSIONS SHOWN.

**SCHEDULE &
CUBIC CAPACITY**



Client Name:	BLOOR HOMES	Site Name:	CLASSICS NSS 2018 - LEVEL 2 ISSUE 4
House Type:	NSS 277 DEKKER- EXCL UTILITY EXCLUSIVE		
Drawing No:	720637_A	Revision No:	A
Date Drawn:	Fri, Mar 20, 2020	Revision Date:	20.3.20
Designed By:	CARA NORTCLIFF	Quote No:	

Items on Plan:

Default Style

Plan No.	Qty	Code	Hdg	Description	Dims	CC (M3)
1	1	BBU6592R		Replacement End Matched Base Blender	650/920	
2	1	BOH66A		Built Under Housing	600/600/870	
3	1	BU66F3IDCGR	L	Base Unit FH w/1x Shallow Int. Drw & 2x Deep Int. Drw (RH End)	600/600/870	0.20
4	1	WU572G2	R	Wall Unit (2 Ends)	500/300/724	0.08
5	1	WU572GR	L	Wall Unit (RH End)	500/300/724	0.08
6	1	WU572	L	Wall Unit	500/300/724	0.08
7	1	CB106FABO	L	Corner Base FH, No C/Post (500 Door)	1000/600/870	0.34
10	1	BU66FGL	L	Base Unit FH (LH End)	600/600/870	0.20
11	1	SU66SLFGR	L	Sink Unit FH w/Sink Liner (RH End)	600/600/870	0.20
	1	FRONTPNL72		Frontal Matched Filler Panel (For C/Post)	720	
	1	BWU390R		Replacement End Matched Wall Blender (For Filler)	307/970	

Total cubic metres of storage

1.18

Worktop Details:

Default Style

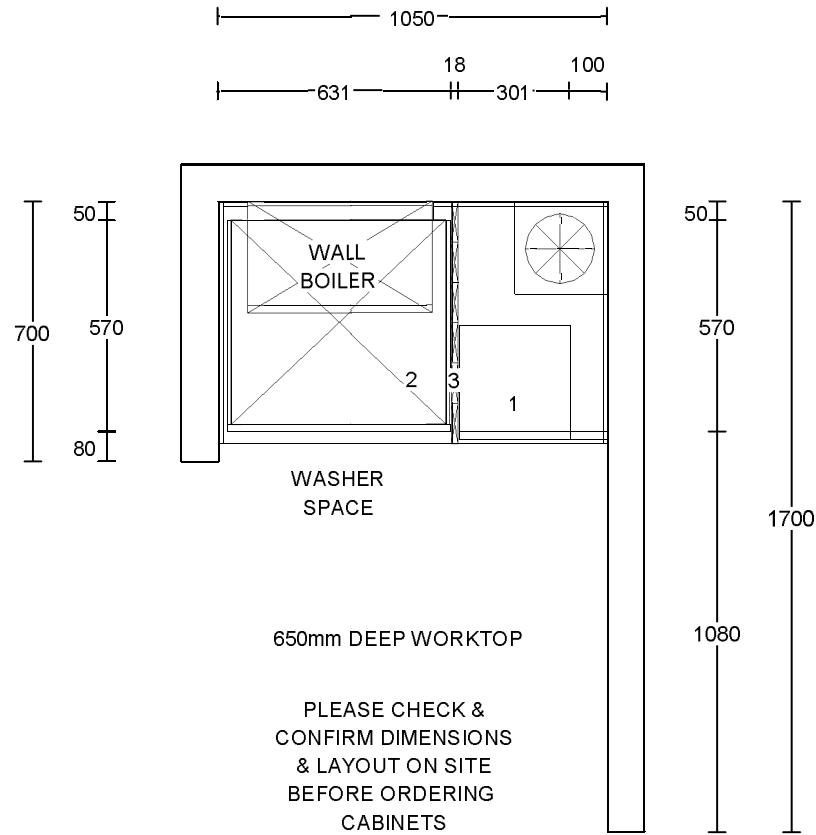
Plan No.	Qty	Code	Description	Dims
8	1	PWT	40mm PVC Edged / 40mm Premium Worktop	2500/600
9	1	PWT	40mm PVC Edged / 40mm Premium Worktop	1900/600
	1	PFUP3095	Laminate Upstand	3050/95
	1	PFUP3095	Laminate Upstand	3050/95
	1	PFUP3095	Laminate Upstand	3050/95

Accessories and Trims:

Default Style

Qty	Code	Description	Dims

2	CONPLINTHR	Replacement End Matched Continuous Plinth w/Plinth Seal	2600
1	CTRAYVFH6	Standard Internal Cutlery Tray (For BU66F3ID/BU66F4ID)	600
1	GLSPLASH675	Glass Splashback	600/750
2	RUNITPROTECT	Kitchen Protective Material	
1	TOPSEALBOLT	Topseal Easibolt Pack	



Client: BLOOR HOMES

Site: CLASSICS NSS

House Type: NSS 277 DEKKER - UTILITY

House Type 2: EXCLUSIVE

Drawing No: 720637UA

Revision No: A

Scale: Scale-to-fit

Symphony®

**SCHEDULE &
CUBIC CAPACITY****Symphony**[®]

Client Name:	BLOOR HOMES	Site Name:	CLASSICS NSS 2018 - LEVEL 2 ISSUE 4
House Type:	NSS 277 DEKKER - UTILITY EXCLUSIVE		
Drawing No:	720637UA	Revision No:	A
Date Drawn:	Fri, Mar 20, 2020	Revision Date:	20.3.20
Designed By:	CARA NORTCLIFF	Quote No:	

Items on Plan:

Default Style

Plan No.	Qty	Code	Hdg	Description	Dims	CC (M3)
1	1	BU33F	R	Reduced Depth Base Unit FH	300/300/870	0.05
3	1	BBU6592R		Replacement End Matched Base Blender	650/920	
	1	BWU390R		Replacement End Matched Wall Blender (For Filler)	307/970	

Total cubic metres of storage**0.05**

Worktop Details:

Default Style

Plan No.	Qty	Code	Description	Dims
2	1	PWT	40mm PVC Edged / 40mm Premium Worktop	1200/650
	1	PFUP3095	Laminate Upstand	3050/95

Accessories and Trims:

Default Style

Qty	Code	Description	Dims
1	CONPLINTHR	Replacement End Matched Continuous Plinth w/Plinth Seal	2600
1	RUNITPROTECT	Kitchen Protective Material	