

Client: BLOOR HOMES

Site: CLASSIC NSS

House Type: NSS M3B5P SUTHERLAND- EXCL UTILITY

House Type 2: RENTED

Drawing No: 720870\_A

Revision No: A

Scale: Scale-to-fit

Symphony®

THIS DRAWING AND THE COPYRIGHT THEREIN IS THE PROPERTY OF THE SYMPHONY GROUP PLC. THIS DRAWING IS ISSUED ON THE CONDITION THAT IT MUST NOT BE USED, COPIED OR EXHIBITED WITHOUT THE WRITTEN PERMISSION OF THE SYMPHONY GROUP PLC. ANY COMPONENTS OR ARTICLES MADE IN ACCORDANCE WITH THIS DRAWING MUST NOT BE USED FOR ANY OTHER PURPOSE THAN FOR WHICH THE DRAWING IS ISSUED.

THIS PLAN IS OFFERED AS A GUIDE ONLY FOR APPROVAL BY OUR CUSTOMER. NO RESPONSIBILITY IS UNDERTAKEN FOR ITS ACCURACY IN RELATION TO ORDERS PLACED FOR THE FITTING OF OUR GOODS WITHIN THE DIMENSIONS SHOWN.

**SCHEDULE &  
CUBIC CAPACITY**



Client Name:	BLOOR HOMES	Site Name:	CLASSIC NSS 2018 SOCIAL ISSUE 4
House Type:	NSS M3B5P SUTHERLAND- EXCL UTILITY RENTED		
Drawing No:	720870_A	Revision No:	A
Date Drawn:	Thu, Jun 24, 2021	Revision Date:	12.3.20
Designed By:	CARA NORTCLIFF	Quote No:	

Items on Plan: Default Style

Plan No.	Qty	Code	Hdg	Description	Dims	CC (M3)
1	1	BR6623	L	Broom Unit	600/600/2276	0.63
2	1	BU56F	L	Base Unit FH	500/600/870	0.16
3	1	BU56F	L	Base Unit FH	500/600/870	0.16
4	1	CB126F	R	Corner Base FH (600 Door)	1200/600/870	0.41
5	1	DU66D		Drawer Unit	600/600/870	0.19
6	1	BU66F	L	Base Unit FH	600/600/870	0.20
7	1	BU66F	R	Base Unit FH	600/600/870	0.20
8	1	WU4590	L	Wall Unit	450/300/900	0.09
9	1	WU490	L	Wall Unit	400/300/900	0.08
10	1	WU4590	R	Wall Unit	450/300/900	0.09
11	1	WU690	R	Wall Unit	600/300/900	0.13
	1	BWU390C		Carcase Matched Wall Blender (For Filler)	307/970	

**Total cubic metres of storage**

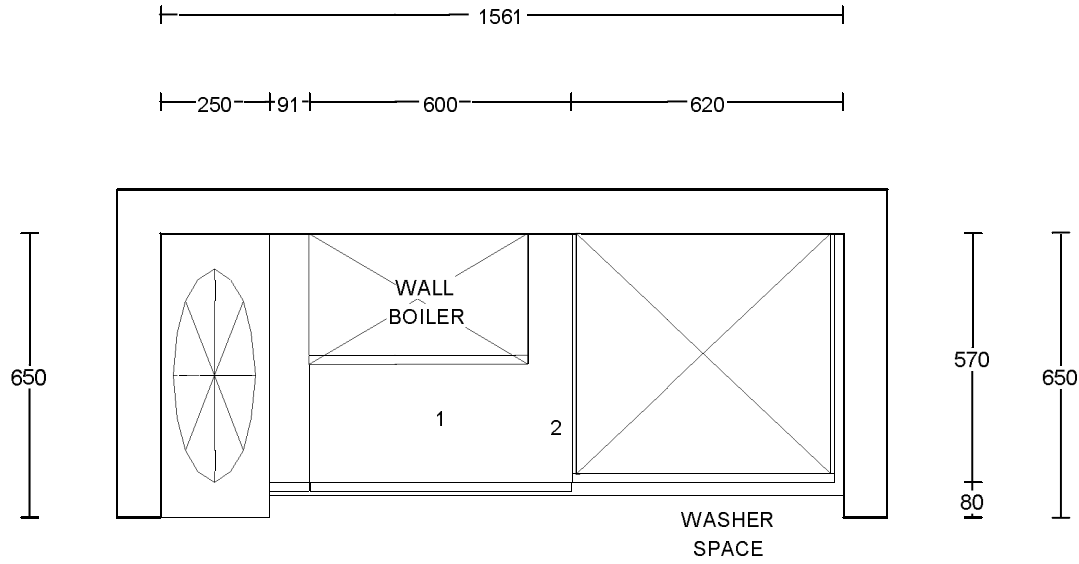
**2.34**

Worktop Details: Default Style

Plan No.	Qty	Code	Description	Dims
12	1	PF40	40mm P/F Worktop	1010/600
13	1	PF40	40mm P/F Worktop	800/600
14	1	PF40	40mm P/F Worktop	2600/600

Accessories and Trims: Default Style

Qty	Code	Description	Dims
2	BRKPLINTH	Plinth Corner Bracket (Pack of 2)	
3	CONPLINTHC	Carcase Matched Continuous Plinth w/Plinth Seal	2600
1	ECOBIN4	Triple Ecobin	400
2	RUNITPROTECT	Kitchen Protective Material	
1	STRIPALP4010	Alum. P/F Strip (10)	40/665mm
3	STRIPALS4010	Alum. P/F End Cap (10)	40/650



PLEASE CHECK ALL  
DIMENSIONS PRIOR TO  
ORDERING

Client:	BLOOR HOMES	Drawing No:	720870UB
Site:	CLASSIC NSS	Revision No:	B
House Type:	NSS M3B5P SUTHERLAND - UTILITY	Scale:	Scale-to-fit
House Type 2:	RENTED		

**Symphony**<sup>®</sup>

**SCHEDULE &  
CUBIC CAPACITY**



Client Name: BLOOR HOMES Site Name: CLASSIC NSS  
2018 SOCIAL ISSUE 4

House Type: NSS M3B5P SUTHERLAND - UTILITY  
RENTED

Drawing No: 720870UB Revision No: B  
Date Drawn: Thu, Jun 24, 2021 Revision Date: 24.6.21  
Designed By: CARA NORTCLIFF Quote No:

Items on Plan: Default Style

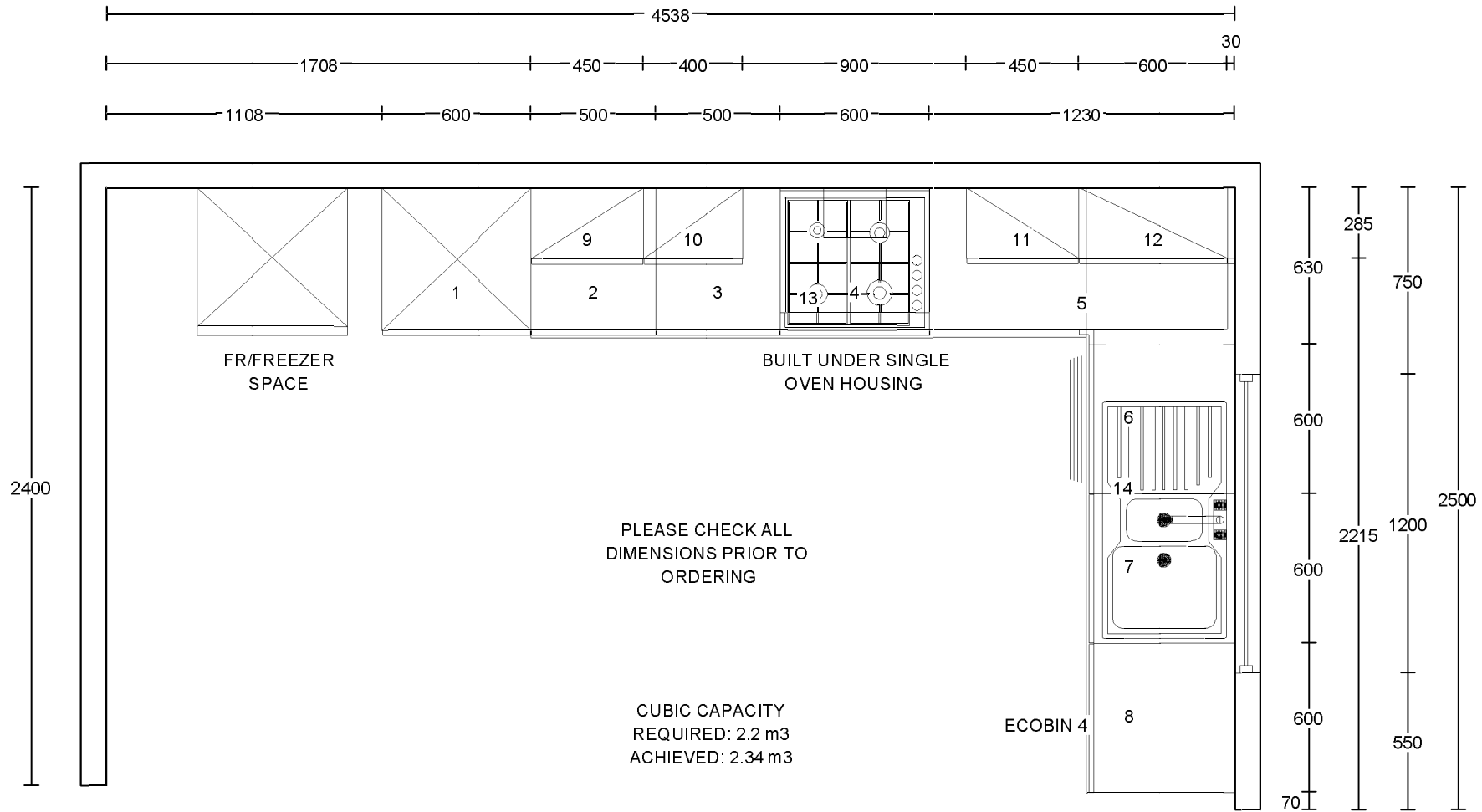
Plan No.	Qty	Code	Hdg	Description	Dims	CC (M3)
1	1	BU66F	L	Base Unit FH	600/600/870	0.20
<b>Total cubic metres of storage</b>						<b>0.20</b>

Worktop Details: Default Style

Plan No.	Qty	Code	Description	Dims
2	1	PF40	40mm P/F Worktop	1400/600

Accessories and Trims: Default Style

Qty	Code	Description	Dims
1	BRKPLINTH	Plinth Corner Bracket (Pack of 2)	
1	BSP372P	Base/Wall Unit Spacer Panel (For Filler)	300/724
1	CONPLINTHC	Carcase Matched Continuous Plinth w/Plinth Seal	2600
1	RUNITPROTECT	Kitchen Protective Material	



Client:	BLOOR HOMES	Drawing No:	720871_A
Site:	2018 SOCIAL CLASSIC	Revision No:	A
House Type:	NSS M3B5P SUTHERLAND- EXCL UTILITY	Scale:	Scale-to-fit
House Type 2:	SHARED		

**Symphony**<sup>®</sup>

**SCHEDULE &  
CUBIC CAPACITY**



Client Name:	BLOOR HOMES	Site Name:	2018 SOCIAL CLASSIC NSS HOUSETYPE ISSUE 4
House Type:	NSS M3B5P SUTHERLAND- EXCL UTILITY SHARED		
Drawing No:	720871_A	Revision No:	A
Date Drawn:	Thu, Jun 24, 2021	Revision Date:	12.3.20
Designed By:	CARA NORTCLIFF	Quote No:	

Items on Plan: Default Style

Plan No.	Qty	Code	Hdg	Description	Dims	CC (M3)
1	1	BR6623	L	Broom Unit	600/600/2276	0.63
2	1	BU56F	L	Base Unit FH	500/600/870	0.16
3	1	BU56F	L	Base Unit FH	500/600/870	0.16
4	1	BOH66A		Built Under Housing	600/600/870	
5	1	CB126F	R	Corner Base FH (600 Door)	1200/600/870	0.41
6	1	DU66D		Drawer Unit	600/600/870	0.19
7	1	BU66F	L	Base Unit FH	600/600/870	0.20
8	1	BU66F	R	Base Unit FH	600/600/870	0.20
9	1	WU4590	L	Wall Unit	450/300/900	0.09
10	1	WU490	L	Wall Unit	400/300/900	0.08
11	1	WU4590	R	Wall Unit	450/300/900	0.09
12	1	WU690	R	Wall Unit	600/300/900	0.13
	1	BWU390C		Carcase Matched Wall Blender (For Filler)	307/970	

**Total cubic metres of storage**

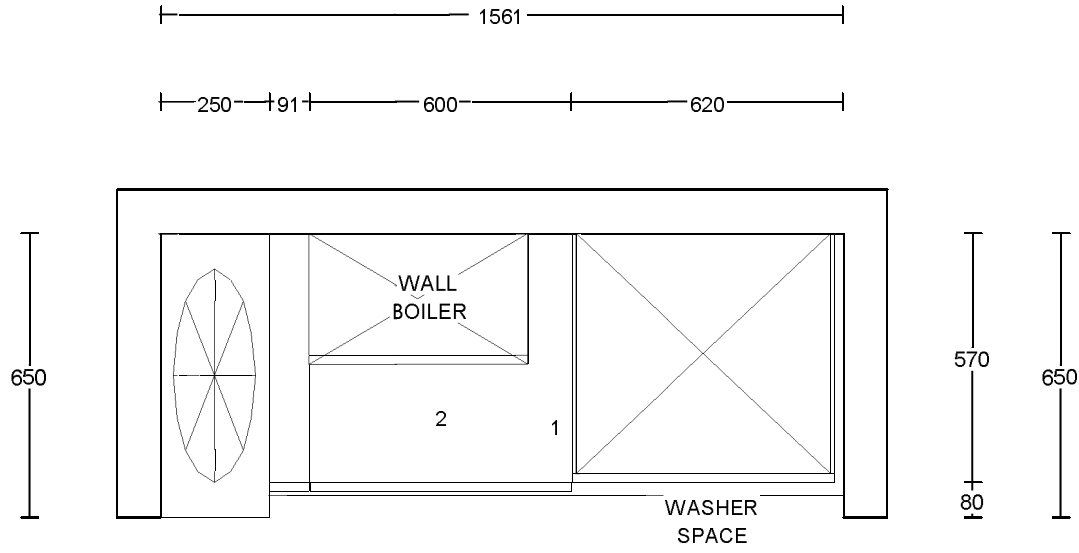
**2.34**

Worktop Details: Default Style

Plan No.	Qty	Code	Description	Dims
13	1	PF40	40mm P/F Worktop	2400/600
14	1	PF40	40mm P/F Worktop	2600/600

Accessories and Trims: Default Style

Qty	Code	Description	Dims
1	BRKPLINTH	Plinth Corner Bracket (Pack of 2)	
3	CONPLINTHC	Carcase Matched Continuous Plinth w/Plinth Seal	2600
1	ECOBIN4	Triple Ecobin	400
2	RUNITPROTECT	Kitchen Protective Material	
1	SBACK675	Stainless Steel Splashback	600/750
1	STRIPALP4010	Alum. P/F Strip (10)	40/665mm
1	STRIPALS4010	Alum. P/F End Cap (10)	40/650



PLEASE CHECK ALL  
DIMENSIONS PRIOR TO  
ORDERING

Client:	BLOOR HOMES	Drawing No:	720871UB
Site:	2018 SOCIAL CLASSIC	Revision No:	B
House Type:	NSS M3B5P SUTHERLAND - UTILITY	Scale:	Scale-to-fit
House Type 2:	SHARED		



THIS DRAWING AND THE COPYRIGHT THEREIN IS THE PROPERTY OF THE SYMPHONY GROUP PLC. THIS DRAWING IS ISSUED ON THE CONDITION THAT IT MUST NOT BE USED, COPIED OR EXHIBITED WITHOUT THE WRITTEN PERMISSION OF THE SYMPHONY GROUP PLC. ANY COMPONENTS OR ARTICLES MADE IN ACCORDANCE WITH THIS DRAWING MUST NOT BE USED FOR ANY OTHER PURPOSE THAN FOR WHICH THE DRAWING IS ISSUED.

THIS PLAN IS OFFERED AS A GUIDE ONLY FOR APPROVAL BY OUR CUSTOMER. NO RESPONSIBILITY IS UNDERTAKEN FOR ITS ACCURACY IN RELATION TO ORDERS PLACED FOR THE FITTING OF OUR GOODS WITHIN THE DIMENSIONS SHOWN.

**SCHEDULE &  
CUBIC CAPACITY**



Client Name:	BLOOR HOMES	Site Name:	2018 SOCIAL CLASSIC NSS HOUSETYPE ISSUE 4
House Type:	NSS M3B5P SUTHERLAND - UTILITY SHARED		
Drawing No:	720871UB	Revision No:	B
Date Drawn:	Thu, Jun 24, 2021	Revision Date:	24.6.21
Designed By:	CARA NORTCLIFF	Quote No:	

Items on Plan: Default Style

Plan No.	Qty	Code	Hdg	Description	Dims	CC (M3)
2	1	BU66F	L	Base Unit FH	600/600/870	0.20
<b>Total cubic metres of storage</b>						<b>0.20</b>

Worktop Details: Default Style

Plan No.	Qty	Code	Description	Dims
1	1	PF40	40mm P/F Worktop	1400/600

Accessories and Trims: Default Style

Qty	Code	Description	Dims
1	BRKPLINTH	Plinth Corner Bracket (Pack of 2)	
1	BSP372P	Base/Wall Unit Spacer Panel (For Filler)	300/724
1	CONPLINTHC	Carcase Matched Continuous Plinth w/Plinth Seal	2600
1	RUNITPROTECT	Kitchen Protective Material	