

**SCHEDULE &
CUBIC CAPACITY****Symphony®**

Client Name:	BLOOR	Site Name:	GIPPING ROAD STOWUPLAND SOCIAL
House Type:	NSS SAWHNEY BSP989.2 3B5P EXCL. UTILITY RENTED		
Drawing No:	558736__	Revision No:	
Date Drawn:	Mon, Nov 1, 2021	Revision Date:	
Designed By:	CARA NORTCLIFF	Quote No:	

Items on Plan:

Default Style

Plan No.	Qty	Code	Hdg	Description	Dims	CC (M3)
1	1	CB126F	R	Corner Base FH (600 Door)	1200/600/870	0.41
2	1	DU66D		Drawer Unit	600/600/870	0.19
3	1	BU66F	L	Base Unit FH	600/600/870	0.20
4	1	BU66F	R	Base Unit FH	600/600/870	0.20
5	1	BR6623	L	Broom Unit	600/600/2276	0.63
6	1	BU56F	L	Base Unit FH	500/600/870	0.16
7	1	BU56F	L	Base Unit FH	500/600/870	0.16
8	1	WU4590	R	Wall Unit	450/300/900	0.09
9	1	WU690	R	Wall Unit	600/300/900	0.13
10	1	WU4590	L	Wall Unit	450/300/900	0.09
11	1	WU490	L	Wall Unit	400/300/900	0.08
	1	CPOSTPNL90		C/Post Matched Filler Panel (For C/Post)	900	

Total cubic metres of storage**2.34**

Worktop Details:

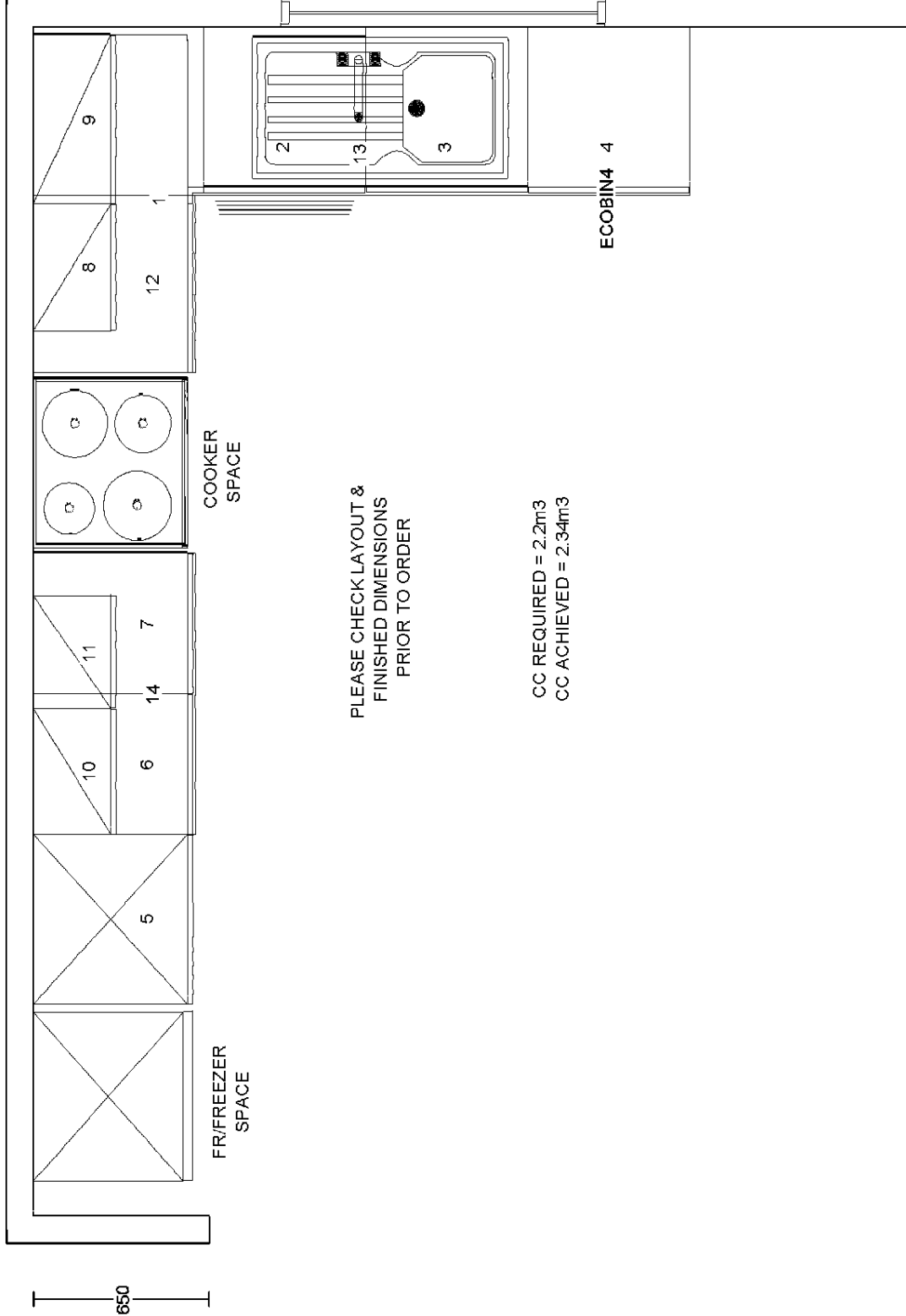
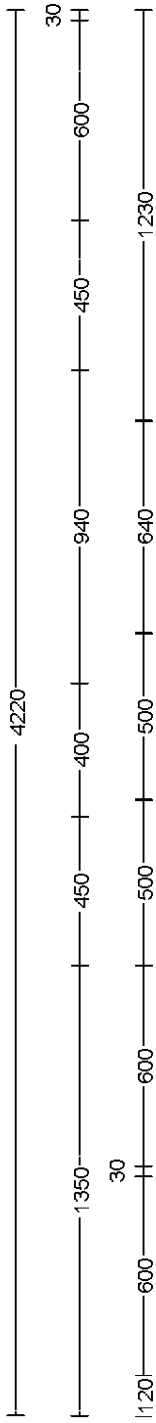
Default Style

Plan No.	Qty	Code	Description	Dims
12	1	PF40	40mm P/F Worktop	700/600
13	1	PF40	40mm P/F Worktop	2500/600
14	1	PF40	40mm P/F Worktop	1010/600

Accessories and Trims:

Default Style

Qty	Code	Description	Dims
2	BRKPLINTH	Plinth Corner Bracket (Pack of 2)	
3	CONPLINTHC	Carcase Matched Continuous Plinth w/Plinth Seal	2600
1	ECOBIN4	Triple Ecobin	400
2	RUNITPROTECT	Kitchen Protective Material	
1	STRIPALP4010	Alum. P/F Strip (10)	40/665
3	STRIPALS4010	Alum. P/F End Cap (10)	40/650



PLEASE CHECK LAYOUT &
FINISHED DIMENSIONS
PRIOR TO ORDER

CC REQUIRED = 2.2m³
CC ACHIEVED = 2.34m³

Client:	BLOOR	Drawing No:	558796
Site:	GIPPING ROAD	Revision No:	
House Type:	NSS SAWHNEY BSP688 2.3BSP	Scale:	Scale-to-fit
House Type 2:	EXCL UTILITY RENTED		
<small>THIS DRAWING AND THE COPYRIGHT THEREIN IS THE PROPERTY OF THE SYMPHONY GROUP PLC. THIS DRAWING IS ISSUED ON THE CONDITION THAT IT IS NOT TO BE USED, COPIED OR EXHIBITED WITHOUT THE WRITTEN PERMISSION OF THE SYMPHONY GROUP PLC. ANY COMPONENTS OR ARTICLES MADE IN ACCORDANCE WITH THIS DRAWING MUST NOT BE USED FOR ANY OTHER PURPOSE THAN FOR WHICH THE DRAWING IS ISSUED.</small>			

**SCHEDULE &
CUBIC CAPACITY**

Symphony®

Client Name:	BLOOR	Site Name:	GIPPING ROAD STOWUPLAND SOCIAL
House Type:	NSS SAWHNEY BSP989.2 3B5P UTILITY RENTED		
Drawing No:	558736UA	Revision No:	A
Date Drawn:	Mon, Nov 1, 2021	Revision Date:	01.11.21
Designed By:	SOMMER AL-KHAIAT	Quote No:	

Items on Plan: Default Style

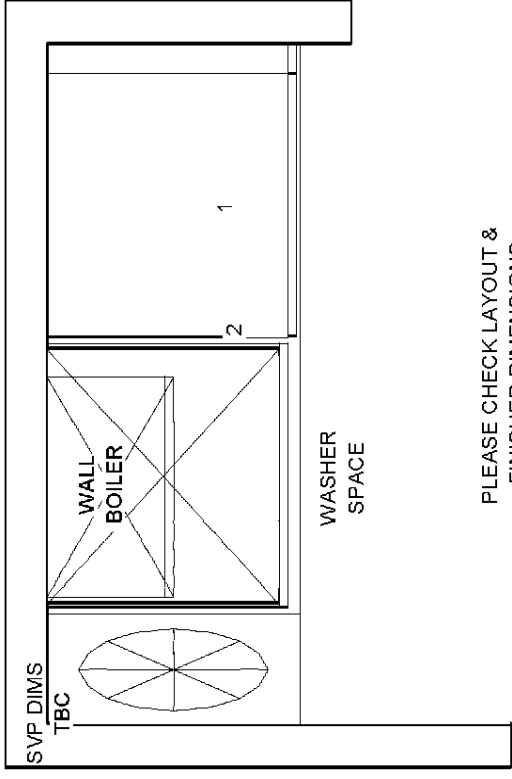
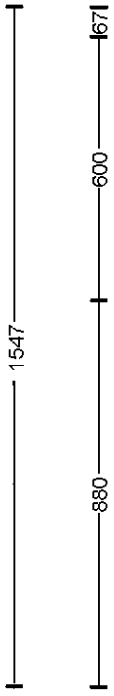
Plan No.	Qty	Code	Hdg	Description	Dims	CC (M3)
1	1	BU66F	R	Base Unit FH	600/600/870	0.20
Total cubic metres of storage						0.20

Worktop Details: Default Style

Plan No.	Qty	Code	Description	Dims
2	1	PF40	40mm P/F Worktop	1400/600

Accessories and Trims: Default Style

Qty	Code	Description	Dims
1	BRKPLINTH	Plinth Corner Bracket (Pack of 2)	
1	BSP372P	Base/Wall Unit Spacer Panel (For Filler)	300/724
1	CONPLINTHC	Carcass Matched Continuous Plinth w/Plinth Seal	2600



PLEASE CHECK LAYOUT &
FINISHED DIMENSIONS
PRIOR TO ORDER

Client:	BLOOR	Drawing No:	558796UA
Site:	GIPPING ROAD	Revision No:	A
House Type:	NSS SAWHNEY BSP688 2.3BSP	Scale:	Scale-to-fit
House Type 2:	UTILITY RENTED		
<small>THIS DRAWING AND THE COPYRIGHT THEREIN IS THE PROPERTY OF THE SYMPHONY GROUP PLC. THIS DRAWING IS ISSUED ON THE CONDITION THAT IT IS NOT TO BE COPIED, REPRODUCED, EITHER WHOLLY OR PARTIALLY, OR IN ANY MANNER WITHOUT THE WRITTEN PERMISSION OF THE SYMPHONY GROUP PLC. ANY COPIES OR REPRODUCTIONS OF THIS DRAWING MUST NOT BE USED FOR ANY OTHER PURPOSE THAN FOR WHICH THE DRAWING IS ISSUED.</small>			
<small>THIS PLAN IS OFFERED AS A GUIDE ONLY FOR APPROXIMATE APPROXIMATION OF OUR CUSTOMER. WE ACCEPT NO LIABILITY FOR ITS ACCURACY IN RELATION TO ANY OTHER DIMENSIONS OR SPECIFICATIONS.</small>			